



**KELLYS**  
EBIKE COMPANY



# NEW SEASON

2025 CATALOGUE

E-BIKES / BICYCLES



EVERY BIKE HAS A  
**\_MISSION**



## **E-BIKES**

004	MOUNTAIN
027	TOUR
037	URBAN
041	JUNIOR

## **MOUNTAIN**

042	DOWNHILL
043	ENDURO
045	TRAIL
050	XC
059	XC WOMEN
066	DIRT

## **ROAD**

070	RACING
072	GRAVEL

## **TOUR**

078	CROSS
096	TREKKING

## **URBAN**

099	CITY
103	CLASSIC
105	FITNESS

## **JUNIOR**

106	JUNIOR
123	BALANCE BIKE

**THEOS F100** (SH) 825 Wh / capacity 23 Ah (mullet 29" / 27.5"+)

<b>FRAME</b>	KELLYS THEOS 2024 F100 Carbon-Aramid Composite / Designed & manufactured in EUROPE / Think Link® suspension system, 140 mm travel, integrated removable battery, 1.8" tapered HT, 12x148 mm Boost thru axle
<b>MOTOR</b>	SHIMANO EP801, 85 Nm, 36 V
<b>BATTERY</b>	KELLYS Re-Charge K1 Li-ion internal removable 825 Wh / capacity 23 Ah, co-developed by KELLYS-BMZ
<b>SWITCH UNIT</b>	SHIMANO SW-EN600-L for assist
<b>FORK</b>	ROCK SHOX Lyrik Ultimate (29") Boost, 150 mm, DebonAir / Charger 3 RC2 / Maxle Stealth 15 mm thru axle
<b>REAR SHOCK</b>	ROCK SHOX Super Deluxe Select+ RT, DebonAir
<b>CRANKSET</b>	SHIMANO EM900 Hollowtech / CRE80-12-B (36T)
<b>R/DERAILLEUR</b>	SHIMANO Deore XT Di2 M8150 (direct mount)
<b>SHIFTERS</b>	SHIMANO SW-EN600-R Di2 for shifting
<b>SPEED</b>	1x12
<b>BRAKES</b>	SHIMANO XTR M9120 Hydraulic Disc
<b>WHEELSET</b>	RACE FACE Next Carbon R 31 622x31 front / R 36 584x36 rear Microspline
<b>F/R TYRE</b>	SCHWALBE Nobby Nic Evo Super Trail 62-622 (29"x2.40) / 62-584 (27.5"x2.40) Tubeless Easy, ADDIX SpeedGrip, folding
<b>SEAT POST SIZE</b>	KS LEV-Ci Remote Telescopic - travel 150mm M / L

**THEOS F90** (SH) 820 Wh / capacity 23 Ah (mullet 29" / 27.5"+)

<b>FRAME</b>	KELLYS THEOS F-series - Thermoplastic Hybrid Steel-Carbon Composite a.k.a. FEATHER® / Designed & robotically manufactured in EUROPE / Think Link® suspension system, 170 mm travel, integrated removable battery, 1.8" tapered HT, 12x148 mm Boost thru axle
<b>MOTOR</b>	SHIMANO EP801, 85 Nm, 36 V
<b>BATTERY</b>	KELLYS Re-Charge K1 Li-ion internal removable 820 Wh / capacity 23 Ah, co-developed by KELLYS-BMZ
<b>SWITCH UNIT</b>	SHIMANO SW-EN600-L for assist
<b>FORK</b>	FOX 38 FLOAT Factory, Kashima Coat (29") Boost, 180 mm, FLOAT EVOL / GRIP2 damper / 15QR thru axle
<b>REAR SHOCK</b>	ROCK SHOX Super Deluxe Ultimate RC2T, DebonAir+
<b>CRANKSET</b>	SHIMANO Deore XT M8150 Hollowtech / CRE80-12-B (36T)
<b>R/DERAILLEUR</b>	SHIMANO Deore XT Di2 M8150 (direct mount)
<b>SHIFTERS</b>	SHIMANO Deore XT Di2 SW-M8150-IR (I-Spec EV)
<b>SPEED</b>	1x12
<b>BRAKES</b>	SHIMANO Deore XT M8120 Hydraulic Disc
<b>WHEELSET</b>	RACE FACE Turbine R 35, 622x35 front / 584x35 rear
<b>F/R TYRE</b>	SCHWALBE Eddy Current Evo Super Trail 62-622 (29"x2.40) / Super Gravity 65-584 (27.5"x2.60) TLE, ADDIX Soft, folding
<b>SEAT POST SIZE</b>	FOX Transfer Remote Telescopic - travel 150 mm / 175 mm M / L

**THEOS F90** (SH) 725 Wh / capacity 20 Ah (mullet 29" / 27.5"+)

<b>FRAME</b>	KELLYS THEOS F-series - Thermoplastic Hybrid Steel-Carbon Composite a.k.a. FEATHER® / Designed & robotically manufactured in EUROPE / Think Link® suspension system 170 mm travel, integrated removable battery, 1.8" tapered HT, 12x148 mm Boost thru axle
<b>MOTOR</b>	SHIMANO EP800, 85 Nm, 36 V
<b>BATTERY</b>	KELLYS Re-Charge K1 Li-ion internal removable 725 Wh / capacity 20 Ah, co-developed by KELLYS-BMZ
<b>SWITCH UNIT</b>	SHIMANO SW-EN600-L for assist / SC-E7000 Display
<b>FORK</b>	FOX 38 FLOAT Factory, Kashima Coat (29") Boost, 180 mm, FLOAT EVOL / GRIP2 damper / 15QR thru axle
<b>REAR SHOCK</b>	ROCK SHOX Super Deluxe Ultimate RC2T, DebonAir+
<b>CRANKSET</b>	SHIMANO Deore XT M8150 Hollowtech / CRE80-12-B (34T)
<b>R/DERAILLEUR</b>	SHIMANO Deore XT Di2 M8050 (direct mount)
<b>SHIFTERS</b>	SHIMANO Deore XT Di2 Shift Switch SW-M8050-R Firebolt
<b>SPEED</b>	1x12
<b>BRAKES</b>	SHIMANO Deore XT M8120 Hydraulic Disc
<b>WHEELSET</b>	DT SWISS H 1700 622x30 front / 584x35 rear Center Lock
<b>F/R TYRE</b>	SCHWALBE Eddy Current Evo Super Trail 65-622 (29"x2.60) / Super Gravity 70-584 (27.5"x2.80) TLE, ADDIX Soft, folding
<b>SEAT POST SIZE</b>	FOX Transfer Remote Telescopic - travel 150 mm / 175 mm M / L

**THEOS F70** (SH) 820 Wh / capacity 23 Ah (mullet 29" / 27.5"+)

<b>FRAME</b>	KELLYS THEOS F-series - Thermoplastic Hybrid Steel-Carbon Composite a.k.a. FEATHER®/ Designed & robotically manufactured in EUROPE / Think Link® suspension system 170 mm travel, integrated removable battery, 1.8" tapered HT, 12x148 mm Boost thru axle
<b>MOTOR</b>	SHIMANO EP801, 85 Nm, 36 V
<b>BATTERY</b>	KELLYS Re-Charge K1 Li-ion internal removable 820 Wh / capacity 23 Ah, co-developed by KELLYS-BMZ
<b>DISPLAY</b>	SHIMANO SC-EN500 cycle computer with assist switch
<b>FORK</b>	ROCK SHOX Zeb Select+ (29") Boost, 180 mm, DebonAir+ / Charger 3 RC2 / Maxle Stealth 15 mm thru axle
<b>REAR SHOCK</b>	ROCK SHOX Super Deluxe Select+ RT, DebonAir+
<b>CRANKSET</b>	SHIMANO EM600 / CRE70-B (34T)
<b>R/DERAILLEUR</b>	SHIMANO Deore XT Linkglide M8130 (direct mount)
<b>SHIFTERS</b>	SHIMANO Deore XT Linkglide SL-M8130-R Rapidfire Plus 1x11
<b>SPEED</b>	
<b>BRAKES</b>	SHIMANO Deore XT M8120 Hydraulic Disc
<b>WHEELSET</b>	NOVATEC M30 622x30 front / M35 584x35 rear Center Lock
<b>F/R TYRE</b>	SCHWALBE Eddy Current Evo Super Trail 62-622 (29x2.40) / Super Gravity 65-584 (27.5x2.60) TLE, ADDIX Soft, folding
<b>SEAT POST</b>	KS Rage-i Remote Telescopic - travel 150 mm / 170 mm
<b>SIZE</b>	M / L

**THEOS F70** (SH) 725 Wh / capacity 20 Ah (mullet 29" / 27.5"+)

<b>FRAME</b>	KELLYS THEOS F-series - Thermoplastic Hybrid Steel-Carbon Composite a.k.a. FEATHER®/ Designed & robotically manufactured in EUROPE / Think Link® suspension system 170 mm travel, integrated removable battery, 1.8" tapered HT, 12x148 mm Boost thru axle
<b>MOTOR</b>	SHIMANO EP800, 85 Nm, 36 V
<b>BATTERY</b>	KELLYS Re-Charge K1 Li-ion internal removable 725 Wh / capacity 20 Ah, co-developed by KELLYS-BMZ
<b>SWITCH UNIT</b>	SHIMANO SW-EM800-L for assist / SC-EM800 Display
<b>FORK</b>	ROCK SHOX Zeb Select+ (29") Boost, 180mm, DebonAir / Charger 2.1 RC / Maxle Stealth 15mm thru axle
<b>REAR SHOCK</b>	ROCK SHOX Super Deluxe Select R
<b>CRANKSET</b>	SHIMANO EM600 / SM-CRE80-12-B (38T)
<b>R/DERAILLEUR</b>	SHIMANO Deore XT Linkglide M8130 (direct mount)
<b>SHIFTERS</b>	SHIMANO Deore XT Linkglide SL-M8130-R Rapidfire Plus 1x11
<b>SPEED</b>	
<b>BRAKES</b>	Shimano Deore XT M8120 Hydraulic Disc
<b>HUBS</b>	SHIMANO Deore MT410-B / MT400-B Disc Center Lock
<b>RIMS</b>	KLS Bender Disc 622x38 front / 584x38 rear
<b>F/R TYRE</b>	SCHWALBE Eddy Current Evo Super Trail 65-622 (29x2.60) / Super Gravity 70-584 (27.5x2.80) TLE, ADDIX Soft, folding
<b>SEAT POST</b>	KS Rage-i Remote Telescopic - travel 150 mm / 170 mm
<b>SIZE</b>	M / L

**THEOS F60 TEAL** (SH) 820 Wh / capacity 23 Ah (mullet 29" / 27.5"+)

<b>FRAME</b>	KELLYS THEOS 2024 F100 Carbon-Aramid Composite / Designed & manufactured in EUROPE / Think Link® suspension system, 140 mm travel, integrated removable battery, 1.8" tapered HT, 12x148 mm Boost thru axle
<b>MOTOR</b>	SHIMANO EP801, 85 Nm, 36 V
<b>DISPLAY</b>	SHIMANO SC-EN500 cycle computer with assist switch
<b>BATTERY</b>	KELLYS Re-Charge K1 Li-ion internal removable 820 Wh / capacity 23 Ah, co-developed by KELLYS-BMZ
<b>FORK</b>	ROCK SHOX Domain R (29") Boost, 150 mm, DebonAir
<b>REAR SHOCK</b>	ROCK SHOX Deluxe Select+ RT, DebonAir+
<b>CRANKSET</b>	SHIMANO EM600 / CRE70-B (34T)
<b>R/DERAILLEUR</b>	SHIMANO Deore XT Linkglide M8130 (direct mount)
<b>SHIFTERS</b>	SHIMANO Deore XT Linkglide SL-M8130-R Rapidfire Plus 1x11
<b>SPEED</b>	
<b>BRAKES</b>	SHIMANO Deore M6120 Hydraulic Disc
<b>HUBS</b>	SHIMANO MT400-B Disc Center Lock
<b>RIMS</b>	KLS Bender Disc 622x38 front / 584x38 rear (32 holes)
<b>F/R TYRE</b>	SCHWALBE Magic Mary Evo Super Trail 62-622 (29"x2.40) / Big Betty Evo Super Trail 65-584 (27.5"x2.60) TLE, ADDIX Soft
<b>SEAT POST</b>	LIMOTEC A1 Remote Telescopic - travel 150mm
<b>SIZE</b>	M / L

**THEOS F60 ANTHRACITE** (SH) 820 Wh / capacity 23 Ah (mullet 29" / 27.5"+)

<b>FRAME</b>	KELLYS THEOS 2024 F100 Carbon-Aramid Composite / Designed & manufactured in EUROPE / Think Link® suspension system, 140 mm travel, integrated removable battery, 1.8" tapered HT, 12x148 mm Boost thru axle
<b>MOTOR</b>	SHIMANO EP801, 85 Nm, 36 V
<b>DISPLAY</b>	SHIMANO SC-EN500 cycle computer with assist switch
<b>BATTERY</b>	KELLYS Re-Charge K1 Li-ion internal removable 820 Wh / capacity 23 Ah, co-developed by KELLYS-BMZ
<b>FORK</b>	ROCK SHOX Domain R (29") Boost, 150 mm, DebonAir
<b>REAR SHOCK</b>	ROCK SHOX Deluxe Select+ RT, DebonAir+
<b>CRANKSET</b>	SHIMANO EM600 / CRE70-B (34T)
<b>R/DERAILLEUR</b>	SHIMANO Deore XT Linkglide M8130 (direct mount)
<b>SHIFTERS</b>	SHIMANO Deore XT Linkglide SL-M8130-R Rapidfire Plus 1x11
<b>SPEED</b>	
<b>BRAKES</b>	SHIMANO Deore M6120 Hydraulic Disc
<b>HUBS</b>	SHIMANO MT400-B Disc Center Lock
<b>RIMS</b>	KLS Bender Disc 622x38 front / 584x38 rear (32 holes)
<b>F/R TYRE</b>	SCHWALBE Magic Mary Evo Super Trail 62-622 (29"x2.40) / Big Betty Evo Super Trail 65-584 (27.5"x2.60) TLE, ADDIX Soft
<b>SEAT POST SIZE</b>	LIMOTEC A1 Remote Telescopic - travel 150mm M / L

**THEOS F60 TEAL** (SH) 725 Wh / capacity 20 Ah (mullet 29" / 27.5"+)

<b>FRAME</b>	KELLYS THEOS 2024 F100 Carbon-Aramid Composite / Designed & manufactured in EUROPE / Think Link® suspension system, 140 mm travel, integrated removable battery, 1.8" tapered HT, 12x148 mm Boost thru axle
<b>MOTOR</b>	SHIMANO EP800, 85 Nm, 36 V
<b>DISPLAY</b>	SHIMANO SC-EN503 cycle computer with assist switch
<b>BATTERY</b>	KELLYS Re-Charge K1 Li-ion internal removable 725 Wh / capacity 20 Ah, co-developed by KELLYS-BMZ
<b>FORK</b>	ROCK SHOX 35 GOLD RL (29") Boost, 150 mm, DebonAir
<b>REAR SHOCK</b>	ROCK SHOX Deluxe Select R, DebonAir
<b>CRANKSET</b>	SHIMANO EM600 / CRE70-B (34T)
<b>R/DERAILLEUR</b>	SHIMANO Deore XT Linkglide M8130 (direct mount)
<b>SHIFTERS</b>	SHIMANO Deore XT Linkglide SL-M8130-R Rapidfire Plus 1x11
<b>SPEED</b>	
<b>BRAKES</b>	Shimano MT420 Hydraulic Disc
<b>HUBS</b>	SHIMANO MT400-B Disc Center Lock
<b>RIMS</b>	KLS Bender Disc 622x38 / 584x38 (32 holes)
<b>F/R TYRE</b>	SCHWALBE Nobby Nic Performance 65-622 (29"x2.60) / 70-584 (27.5"x2.80) ADDIX
<b>SEAT POST SIZE</b>	LIMOTEC A1 Remote Telescopic - travel 150 mm M / L

**THEOS F60 ANTHRACITE** (SH) 725 Wh / capacity 20 Ah (mullet 29" / 27.5"+)

<b>FRAME</b>	KELLYS THEOS 2024 F100 Carbon-Aramid Composite / Designed & manufactured in EUROPE / Think Link® suspension system, 140 mm travel, integrated removable battery, 1.8" tapered HT, 12x148 mm Boost thru axle
<b>MOTOR</b>	SHIMANO EP800, 85 Nm, 36 V
<b>DISPLAY</b>	SHIMANO SC-EN503 cycle computer with assist switch
<b>BATTERY</b>	KELLYS Re-Charge K1 Li-ion internal removable 725 Wh / capacity 20 Ah, co-developed by KELLYS-BMZ
<b>FORK</b>	ROCK SHOX 35 GOLD RL (29") Boost, 150 mm, DebonAir
<b>REAR SHOCK</b>	ROCK SHOX Deluxe Select R, DebonAir
<b>CRANKSET</b>	SHIMANO EM600 / CRE70-B (34T)
<b>R/DERAILLEUR</b>	SHIMANO Deore XT Linkglide M8130 (direct mount)
<b>SHIFTERS</b>	SHIMANO Deore XT Linkglide SL-M8130-R Rapidfire Plus 1x11
<b>SPEED</b>	
<b>BRAKES</b>	Shimano MT420 Hydraulic Disc
<b>HUBS</b>	SHIMANO MT400-B Disc Center Lock
<b>RIMS</b>	KLS Bender Disc 622x38 / 584x38 (32 holes)
<b>F/R TYRE</b>	SCHWALBE Nobby Nic Performance 65-622 (29"x2.60) / 70-584 (27.5"x2.80) ADDIX
<b>SEAT POST SIZE</b>	LIMOTEC A1 Remote Telescopic - travel 150 mm M / L

## THEOS F50 TEAL (SH) 725 Wh / capacity 20 Ah (mullet 29" / 27.5"+)



<b>FRAME</b>	KELLYS THEOS 2024 F100 Carbon-Aramid Composite / Designed & manufactured in EUROPE / Think Link® suspension system, 140 mm travel, integrated removable battery, 1.8" tapered HT, 12x148 mm Boost thru axle
<b>MOTOR</b>	SHIMANO EP800, 85 Nm, 36 V
<b>DISPLAY</b>	SHIMANO SC-E5003 cycle computer with assist switch
<b>BATTERY</b>	KELLYS Re-Charge K1 Li-ion internal removable 725 Wh / capacity 20 Ah, co-developed by KELLYS-BMZ
<b>FORK</b>	ROCK SHOX 35 GOLD RL (29") Boost, 150 mm, DebonAir
<b>REAR SHOCK</b>	ROCK SHOX Deluxe Select R, DebonAir
<b>CRANKSET</b>	SHIMANO EM600 / CRE70-B (34T)
<b>R/DERAILLEUR</b>	SHIMANO Deore M5120 (direct mount)
<b>SHIFTERS</b>	SHIMANO Deore SL-M4100-R Rapidfire Plus (I-Spec EV) 1x10
<b>SPEED</b>	1x10
<b>BRAKES</b>	Shimano MT420 Hydraulic Disc
<b>HUBS</b>	SHIMANO MT400-B Disc Center Lock
<b>RIMS</b>	KLS Bender Disc 622x38 / 584x38 (32 holes)
<b>F/R TYRE</b>	SCHWALBE Nobby Nic Performance 65-622 (29"x2.60) / 70-584 (27.5"x2.80) ADDIX
<b>SEAT POST SIZE</b>	KS Rage-i Remote Telescopic - travel 150 mm M / L

## THEOS F50 ANTHRACITE (SH) 725 Wh / capacity 20 Ah (mullet 29" / 27.5"+)



<b>FRAME</b>	KELLYS THEOS 2024 F100 Carbon-Aramid Composite / Designed & manufactured in EUROPE / Think Link® suspension system, 140 mm travel, integrated removable battery, 1.8" tapered HT, 12x148 mm Boost thru axle
<b>MOTOR</b>	SHIMANO EP800, 85 Nm, 36 V
<b>DISPLAY</b>	SHIMANO SC-E5003 cycle computer with assist switch
<b>BATTERY</b>	KELLYS Re-Charge K1 Li-ion internal removable 725 Wh / capacity 20 Ah, co-developed by KELLYS-BMZ
<b>FORK</b>	ROCK SHOX 35 GOLD RL (29") Boost, 150 mm, DebonAir
<b>REAR SHOCK</b>	ROCK SHOX Deluxe Select R, DebonAir
<b>CRANKSET</b>	SHIMANO EM600 / CRE70-B (34T)
<b>R/DERAILLEUR</b>	SHIMANO Deore M5120 (direct mount)
<b>SHIFTERS</b>	SHIMANO Deore SL-M4100-R Rapidfire Plus (I-Spec EV) 1x10
<b>SPEED</b>	1x10
<b>BRAKES</b>	Shimano MT420 Hydraulic Disc
<b>HUBS</b>	SHIMANO MT400-B Disc Center Lock
<b>RIMS</b>	KLS Bender Disc 622x38 / 584x38 (32 holes)
<b>F/R TYRE</b>	SCHWALBE Nobby Nic Performance 65-622 (29"x2.60) / 70-584 (27.5"x2.80) ADDIX
<b>SEAT POST SIZE</b>	KS Rage-i Remote Telescopic - travel 150 mm M / L

## THEOS R50 MAGIC GREEN (P) 725 Wh / capacity 20 Ah (mullet 29" / 27.5"+)



<b>FRAME</b>	KELLYS THEOS R-series - advanced robotic welded 6-series aluminium alloy / Designed & manufactured in EUROPE / Think Link®, 130 mm travel, integrated removable battery, 1.8" tapered HT, 12x148 mm Boost thru axle
<b>MOTOR</b>	PANASONIC GX Ultimate, 95 Nm, 36 V
<b>BATTERY</b>	KELLYS Re-Charge K1 Li-ion internal removable 725 Wh / capacity 20 Ah, co-developed by KELLYS-BMZ
<b>DISPLAY</b>	PANASONIC Bluetooth® 5.0 navigation Side Color Display
<b>FORK</b>	ROCK SHOX Zeb Select (29") Boost, 150 mm, DebonAir+ / Charger RC / Maxle Stealth 15 mm thru axle
<b>REAR SHOCK</b>	ROCK SHOX Deluxe Select+ RT, DebonAir+
<b>CRANKSET</b>	MIRANDA Delta (34T)
<b>R/DERAILLEUR</b>	SHIMANO Deore XT Linkglide M8130 (direct mount)
<b>SHIFTERS</b>	SHIMANO Deore XT Linkglide SL-M8130-R Rapidfire Plus 1x11
<b>SPEED</b>	1x11
<b>BRAKES</b>	SHIMANO SLX M7120 Hydraulic Disc
<b>WHEELSET</b>	NOVATEC M30 622x30 front / M35 584x35 rear Center Lock
<b>F/R TYRE</b>	SCHWALBE Magic Mary Evo Super Trail 62-622 (29"x2.40) ADDIX Ultra Soft / Big Betty Evo Super Trail 65-584 (27.5"x2.60) TLE, ADDIX Soft, folding
<b>SEAT POST SIZE</b>	LIMOTEC A1 Remote Telescopic - travel 150 mm S / M / L

**THEOS R50 STEEL BLUE** (P) 725 Wh / capacity 20 Ah (mullet 29" / 27.5"+)

<b>FRAME</b>	KELLYS THEOS R-series - advanced robotic welded 6-series aluminium alloy / Designed & manufactured in EUROPE / Think Link®, 130 mm travel, integrated removable battery, 1.8" tapered HT, 12x148 mm Boost thru axle
<b>MOTOR</b>	PANASONIC GX Ultimate, 95 Nm, 36 V
<b>BATTERY</b>	KELLYS Re-Charge K1 Li-ion internal removable 725 Wh / capacity 20 Ah, co-developed by KELLYS-BMZ
<b>DISPLAY</b>	PANASONIC Bluetooth® 5.0 navigation Side Color Display
<b>FORK</b>	ROCK SHOX Zeb Select (29") Boost, 150 mm, DebonAir+ / Charger RC / Maxle Stealth 15 mm thru axle
<b>REAR SHOCK</b>	ROCK SHOX Deluxe Select+ RT, DebonAir+
<b>CRANKSET</b>	MIRANDA Delta (34T)
<b>R/DERAILLEUR</b>	SHIMANO Deore XT Linkglide M8130 (direct mount)
<b>SHIFTERS</b>	SHIMANO Deore XT Linkglide SL-M8130-R Rapidfire Plus
<b>SPEED</b>	1x11
<b>BRAKES</b>	SHIMANO SLX M7120 Hydraulic Disc
<b>WHEELSET</b>	NOVATEC M30 622x30 front / M35 584x35 rear Center Lock
<b>F/R TYRE</b>	SCHWALBE Magic Mary Evo Super Trail 62-622 (29"x2.40) ADDIX Ultra Soft / Big Betty Evo Super Trail 65-584 (27.5"x2.60) TLE, ADDIX Soft, folding
<b>SEAT POST</b>	LIMOTEC A1 Remote Telescopic - travel 150 mm
<b>SIZE</b>	S / M / L

**THEOS R30 MAGIC GREEN** (P) 820 Wh / capacity 23 Ah (mullet 29" / 27.5"+)

<b>FRAME</b>	KELLYS THEOS R-series - advanced robotic welded 6-series aluminium alloy / Designed & manufactured in EUROPE / Think Link®, 130mm travel, integrated removable battery, 1.8" tapered HT, 12x148mm Boost thru axle
<b>MOTOR</b>	PANASONIC GX Ultimate, 95Nm, 36V
<b>BATTERY</b>	KELLYS Re-Charge K1 Li-ion internal removable 820 Wh / capacity 23 Ah, co-developed by KELLYS-BMZ
<b>DISPLAY</b>	PANASONIC Bluetooth® 5.0 navigation Side Color
<b>FORK</b>	ROCK SHOX Psylo Silver RC (29") Boost, 150 mm, Solo Air
<b>REAR SHOCK</b>	ROCK SHOX Deluxe Select R, DebonAir+
<b>CRANKSET</b>	MIRANDA Delta (34T)
<b>R/DERAILLEUR</b>	SHIMANO Cues U6000 (direct mount)
<b>SHIFTERS</b>	SHIMANO Cues SL-U6000-10R Rapidfire Plus
<b>SPEED</b>	1x10
<b>BRAKES</b>	SHIMANO MT420 / M410 Hydraulic Disc
<b>HUBS</b>	SHIMANO Cues TC500-HM-B Disc Center Lock
<b>RIMS</b>	KLS Asesino 30 Disc 622x30 front / 584x30 rear (32 holes)
<b>F/R TYRE</b>	SCHWALBE Nobby Nic Performance 62-622 (29"x2.40) / 62-584 (27.5"x2.40) ADDIX, folding
<b>SEAT POST</b>	LIMOTEC A1 Remote Telescopic - travel 150mm
<b>SIZE</b>	S / M / L

**THEOS R30 STEEL BLUE** (P) 820 Wh / capacity 20 Ah (mullet 29" / 27.5"+)

<b>FRAME</b>	KELLYS THEOS R-series - advanced robotic welded 6-series aluminium alloy / Designed & manufactured in EUROPE / Think Link®, 130mm travel, integrated removable battery, 1.8" tapered HT, 12x148mm Boost thru axle
<b>MOTOR</b>	PANASONIC GX Ultimate, 95Nm, 36V
<b>BATTERY</b>	KELLYS Re-Charge K1 Li-ion internal removable 820 Wh / capacity 23 Ah, co-developed by KELLYS-BMZ
<b>DISPLAY</b>	PANASONIC Bluetooth® 5.0 navigation Side Color
<b>FORK</b>	ROCK SHOX Psylo Silver RC (29") Boost, 150 mm, Solo Air
<b>REAR SHOCK</b>	ROCK SHOX Deluxe Select R, DebonAir+
<b>CRANKSET</b>	MIRANDA Delta (34T)
<b>R/DERAILLEUR</b>	SHIMANO Cues U6000 (direct mount)
<b>SHIFTERS</b>	SHIMANO Cues SL-U6000-10R Rapidfire Plus
<b>SPEED</b>	1x10
<b>BRAKES</b>	SHIMANO MT420 / M410 Hydraulic Disc
<b>HUBS</b>	SHIMANO Cues TC500-HM-B Disc Center Lock
<b>RIMS</b>	KLS Asesino 30 Disc 622x30 front / 584x30 rear (32 holes)
<b>F/R TYRE</b>	SCHWALBE Nobby Nic Performance 62-622 (29"x2.40) / 62-584 (27.5"x2.40) ADDIX, folding
<b>SEAT POST</b>	LIMOTEC A1 Remote Telescopic - travel 150mm
<b>SIZE</b>	S / M / L

## THEOS R30 MAGIC GREEN (P) 725 Wh / capacity 20 Ah (mullet 29" / 27.5"+)



<b>FRAME</b>	KELLYS THEOS R-series - advanced robotic welded 6-series aluminium alloy / Designed & manufactured in EUROPE / Think Link®, 130 mm travel, integrated removable battery, 1.8" tapered HT, 12x148 mm Boost thru axle
<b>MOTOR</b>	PANASONIC GX Ultimate, 95 Nm, 36 V
<b>BATTERY</b>	KELLYS Re-Charge K1 Li-ion internal removable 725 Wh / capacity 20 Ah, co-developed by KELLYS-BMZ
<b>DISPLAY</b>	PANASONIC Bluetooth® 5.0 navigation Side Color Display
<b>FORK</b>	ROCK SHOX 35 Silver TK (29") Boost, 150 mm, Solo Air
<b>REAR SHOCK</b>	ROCK SHOX Deluxe Select R, DebonAir+
<b>CRANKSET</b>	MIRANDA Delta (34T)
<b>R/DERAILLEUR</b>	SHIMANO Cues U6000 (direct mount)
<b>SHIFTERS</b>	SHIMANO Cues SL-U6000-10 Rapidfire Plus
<b>SPEED</b>	1x10
<b>BRAKES</b>	SHIMANO MT420 / M410 Hydraulic Disc
<b>HUBS</b>	SHIMANO MT400-B Disc Center Lock
<b>RIMS</b>	KLS Valor 3 Disc 622x30 front / 584x30 rear (32 holes)
<b>F/R TYRE</b>	SCHWALBE Nobby Nic Performance 60-622 (29"x2.35) / 65-584 (27.5"x2.60) Tubeless Easy, ADDIX, folding
<b>SEAT POST SIZE</b>	LIMOTEC A1 Remote Telescopic - travel 150mm S / M / L

## THEOS R30 STEEL BLUE (P) 725 Wh / capacity 20 Ah (mullet 29" / 27.5"+)



<b>FRAME</b>	KELLYS THEOS R-series - advanced robotic welded 6-series aluminium alloy / Designed & manufactured in EUROPE / Think Link®, 130 mm travel, integrated removable battery, 1.8" tapered HT, 12x148 mm Boost thru axle
<b>MOTOR</b>	PANASONIC GX Ultimate, 95 Nm, 36 V
<b>BATTERY</b>	KELLYS Re-Charge K1 Li-ion internal removable 725 Wh / capacity 20 Ah, co-developed by KELLYS-BMZ
<b>DISPLAY</b>	PANASONIC Bluetooth® 5.0 navigation Side Color Display
<b>FORK</b>	ROCK SHOX 35 Silver TK (29") Boost, 150 mm, Solo Air
<b>REAR SHOCK</b>	ROCK SHOX Deluxe Select R, DebonAir+
<b>CRANKSET</b>	MIRANDA Delta (34T)
<b>R/DERAILLEUR</b>	SHIMANO Cues U6000 (direct mount)
<b>SHIFTERS</b>	SHIMANO Cues SL-U6000-10 Rapidfire Plus
<b>SPEED</b>	1x10
<b>BRAKES</b>	SHIMANO MT420 / M410 Hydraulic Disc
<b>HUBS</b>	SHIMANO MT400-B Disc Center Lock
<b>RIMS</b>	KLS Valor 3 Disc 622x30 front / 584x30 rear (32 holes)
<b>F/R TYRE</b>	SCHWALBE Nobby Nic Performance 60-622 (29"x2.35) / 65-584 (27.5"x2.60) Tubeless Easy, ADDIX, folding
<b>SEAT POST SIZE</b>	LIMOTEC A1 Remote Telescopic - travel 150mm S / M / L

## THEOS R30 MAGIC PINK (P) 725 Wh / capacity 20 Ah (mullet 29" / 27.5"+)



<b>FRAME</b>	KELLYS THEOS R-series - advanced robotic welded 6-series aluminium alloy / Designed & manufactured in EUROPE / Think Link®, 130 mm travel, integrated removable battery, 1.8" tapered HT, 12x148 mm Boost thru axle
<b>MOTOR</b>	PANASONIC GX Ultimate, 95 Nm, 36 V
<b>BATTERY</b>	KELLYS Re-Charge K1 Li-ion internal removable 725 Wh / capacity 20 Ah, co-developed by KELLYS-BMZ
<b>DISPLAY</b>	PANASONIC Bluetooth® 5.0 navigation Side Color Display
<b>FORK</b>	ROCK SHOX 35 Silver TK (29") Boost, 150 mm, Solo Air
<b>REAR SHOCK</b>	ROCK SHOX Deluxe Select R, DebonAir+
<b>CRANKSET</b>	MIRANDA Delta (34T)
<b>R/DERAILLEUR</b>	SHIMANO Cues U6000 (direct mount)
<b>SHIFTERS</b>	SHIMANO Cues SL-U6000-10 Rapidfire Plus
<b>SPEED</b>	1x10
<b>BRAKES</b>	SHIMANO MT420 / M410 Hydraulic Disc
<b>HUBS</b>	SHIMANO MT400-B Disc Center Lock
<b>RIMS</b>	KLS Valor 3 Disc 622x30 front / 584x30 rear (32 holes)
<b>F/R TYRE</b>	SCHWALBE Nobby Nic Performance 60-622 (29"x2.35) / 65-584 (27.5"x2.60) Tubeless Easy, ADDIX, folding
<b>SEAT POST SIZE</b>	LIMOTEC A1 Remote Telescopic - travel 150mm S

**THEOS R50 LTD MAGIC GREEN (P) 725 Wh / capacity 20 Ah (mullet 29" / 27.5"+)**

<b>FRAME</b>	KELLYS THEOS R-series - advanced robotic welded 6-series aluminium alloy / Designed & manufactured in EUROPE / Think Link®, 130 mm travel, integrated removable battery, 1.8" tapered HT, 12x148 mm Boost thru axle
<b>MOTOR</b>	PANASONIC GX Ultimate, 95 Nm, 36 V
<b>BATTERY</b>	KELLYS Re-Charge K1 Li-ion internal removable 725 Wh / capacity 20 Ah, co-developed by KELLYS-BMZ
<b>DISPLAY</b>	PANASONIC Bluetooth® 5.0 navigation Side Color Display
<b>FORK</b>	ROCK SHOX Recon Silver RL (29") Boost, 150 mm, Solo Air
<b>REAR SHOCK</b>	ROCK SHOX Deluxe Select R, DebonAir+
<b>CRANKSET</b>	MIRANDA Delta (34T)
<b>R/DERAILLEUR</b>	SHIMANO Cues U4000 (direct mount)
<b>SHIFTERS</b>	SHIMANO Cues SL-U4010-9R Rapidfire Plus
<b>SPEED</b>	1x9
<b>BRAKES</b>	SHIMANO MT200 Hydraulic Disc
<b>HUBS</b>	SHIMANO Cues TC500-HM-B Disc Center Lock
<b>RIMS</b>	KLS Asesino 30 Disc 622x30 front / 584x30 rear (32 holes)
<b>F/R TYRE</b>	SCHWALBE Nobby Nic Performance 62-622 (29"x2.40) / 62-584 (27.5"x2.40) ADDIX, folding
<b>SIZE</b>	S / M / L

**THEOS R50 LTD STEEL BLUE (P) 725 Wh / capacity 20 Ah (mullet 29" / 27.5"+)**

<b>FRAME</b>	KELLYS THEOS R-series - advanced robotic welded 6-series aluminium alloy / Designed & manufactured in EUROPE / Think Link®, 130 mm travel, integrated removable battery, 1.8" tapered HT, 12x148 mm Boost thru axle
<b>MOTOR</b>	PANASONIC GX Ultimate, 95 Nm, 36 V
<b>BATTERY</b>	KELLYS Re-Charge K1 Li-ion internal removable 725 Wh / capacity 20 Ah, co-developed by KELLYS-BMZ
<b>DISPLAY</b>	PANASONIC Bluetooth® 5.0 navigation Side Color Display
<b>FORK</b>	ROCK SHOX Recon Silver RL (29") Boost, 150 mm, Solo Air
<b>REAR SHOCK</b>	ROCK SHOX Deluxe Select R, DebonAir+
<b>CRANKSET</b>	MIRANDA Delta (34T)
<b>R/DERAILLEUR</b>	SHIMANO Cues U4000 (direct mount)
<b>SHIFTERS</b>	SHIMANO Cues SL-U4010-9R Rapidfire Plus
<b>SPEED</b>	1x9
<b>BRAKES</b>	SHIMANO MT200 Hydraulic Disc
<b>HUBS</b>	SHIMANO Cues TC500-HM-B Disc Center Lock
<b>RIMS</b>	KLS Asesino 30 Disc 622x30 front / 584x30 rear (32 holes)
<b>F/R TYRE</b>	SCHWALBE Nobby Nic Performance 62-622 (29"x2.40) / 62-584 (27.5"x2.40) ADDIX, folding
<b>SIZE</b>	S / M / L

**TYGON R90 MAGIC GREEN (P) 820 Wh / capacity 20 Ah (29")**

<b>FRAME</b>	KELLYS TYGON R-series - advanced robotic welded 6-series aluminium alloy / Designed & manufactured in EUROPE / integrated removable battery, 1.5" tapered HT PANASONIC GX Ultimate, 95 Nm, 36 V
<b>MOTOR</b>	PANASONIC GX Ultimate, 95 Nm, 36 V
<b>DISPLAY</b>	PANASONIC Bluetooth® 5.0 navigation Side Color Display
<b>BATTERY</b>	KELLYS Re-Charge V10 Li-ion internal removable 820 Wh / capacity 23 Ah, powered by BMZ
<b>FORK</b>	ROCK SHOX Psylo Gold RC (29") Boost, 130 mm, DebonAir
<b>CRANKSET</b>	MIRANDA Delta (36T)
<b>R/DERAILLEUR</b>	SHIMANO Deore XT M8100 (direct mount)
<b>SHIFTERS</b>	SHIMANO Deore SL-M6100-IR Rapidfire Plus (I-Spec EV)
<b>SPEED</b>	1x12
<b>BRAKES</b>	SHIMANO MT420 Hydraulic Disc
<b>HUBS</b>	SHIMANO Deore TC-500-MS-B Disc Center Lock
<b>RIMS</b>	KLS Asesino 30 Disc 622x30 (32 holes)
<b>TYRES</b>	SCHWALBE Nobby Nic Performance 62-622 (29"x2.40) Tubeless Easy, ADDIX
<b>SEAT POST</b>	LIMOTEC A1 Remote Telescopic - travel 150 mm
<b>SIZE</b>	M / L / XL

## TYGON R90 MAGIC GREEN (P) 725 Wh / capacity 20 Ah (29")



<b>FRAME</b>	KELLYS TYGON R-series - advanced robotic welded 6-series aluminium alloy / Designed & manufactured in EUROPE / integrated removable battery, 1.5" tapered HT PANASONIC GX Ultimate, 95 Nm, 36 V
<b>MOTOR</b>	PANASONIC Bluetooth® 5.0 navigation Side Color Display
<b>DISPLAY</b>	KELLYS Re-Charge V10 Li-ion internal removable 725 Wh / capacity 20 Ah, powered by BMZ
<b>BATTERY</b>	ROCK SHOX 35 GOLD RL (29") Boost, 120 mm, DebonAir
<b>FORK</b>	MIRANDA Delta (36T)
<b>CRANKSET</b>	SHIMANO Deore XT M8100 (direct mount)
<b>R/DERAILLEUR</b>	SHIMANO Deore SL-M6100-IR Rapidfire Plus (I-Spec EV)
<b>SHIFTERS</b>	1x12
<b>SPEED</b>	SHIMANO MT420 Hydraulic Disc
<b>BRAKES</b>	SHIMANO MT400-B / Deore MT410-B Disc Center Lock
<b>HUBS</b>	KLS Valor 3 Disc 622x30 (32 holes)
<b>RIMS</b>	SCHWALBE Nobby Nic Performance 60-622 (29"x2.35)
<b>TYRES</b>	ADDIX, folding
<b>SEAT POST</b>	LIMOTEC A1 Remote Telescopic - travel 150 mm
<b>SIZE</b>	M / L

## TAYEN R90 MAGIC PINK (P) 820 Wh / capacity 20 Ah (27.5")



<b>FRAME</b>	KELLYS TYGON R-series - advanced robotic welded 6-series aluminium alloy / Designed & manufactured in EUROPE / integrated removable battery, 1.5" tapered HT PANASONIC GX Ultimate, 95 Nm, 36 V
<b>MOTOR</b>	PANASONIC Bluetooth® 5.0 navigation Side Color Display
<b>DISPLAY</b>	KELLYS Re-Charge V10 Li-ion internal removable 820 Wh / capacity 23 Ah, powered by BMZ
<b>BATTERY</b>	ROCK SHOX Psylo Gold RC (27.5") Boost, 130 mm, DebonAir
<b>FORK</b>	MIRANDA Delta (36T)
<b>CRANKSET</b>	SHIMANO Deore XT M8100 (direct mount)
<b>R/DERAILLEUR</b>	SHIMANO Deore SL-M6100-IR Rapidfire Plus (I-Spec EV)
<b>SHIFTERS</b>	1x12
<b>SPEED</b>	SHIMANO MT420 Hydraulic Disc
<b>BRAKES</b>	SHIMANO Deore TC-500-MS-B Disc Center Lock
<b>HUBS</b>	KLS Asesino 30 Disc 584x30 (32 holes)
<b>RIMS</b>	SCHWALBE Nobby Nic Performance 62-584 (27.5"x2.40)
<b>TYRES</b>	Tubeless Easy, ADDIX
<b>SEAT POST</b>	LIMOTEC A1 Remote Telescopic - travel 125 mm
<b>SIZE</b>	S

## TAYEN R90 MAGIC PINK (P) 725 Wh / capacity 20 Ah (29")



<b>FRAME</b>	KELLYS TAYEN R-series - advanced robotic welded 6-series aluminium alloy / Designed & manufactured in EUROPE / integrated removable battery
<b>MOTOR</b>	PANASONIC GX Ultimate, 95 Nm, 36 V
<b>DISPLAY</b>	PANASONIC Bluetooth® 5.0 navigation Side Color Display
<b>BATTERY</b>	KELLYS Re-Charge V10 Li-ion internal removable 725 Wh / capacity 20 Ah, powered by BMZ
<b>FORK</b>	ROCK SHOX 35 GOLD RL (29") Boost, 120 mm, DebonAir
<b>CRANKSET</b>	MIRANDA Delta (36T)
<b>R/DERAILLEUR</b>	SHIMANO Deore XT M8100 (direct mount)
<b>SHIFTERS</b>	SHIMANO Deore SL-M6100-IR Rapidfire Plus (I-Spec EV)
<b>SPEED</b>	1x12
<b>BRAKES</b>	SHIMANO MT420 Hydraulic Disc
<b>HUBS</b>	SHIMANO MT400-B / Deore MT410-B Disc Center Lock
<b>RIMS</b>	KLS Valor 3 Disc 622x30 (32 holes)
<b>TYRES</b>	SCHWALBE Nobby Nic Performance 60-622 (29"x2.35)
	ADDIX, folding
<b>SEAT POST</b>	LIMOTEC A1 Remote Telescopic - travel 150 mm
<b>SIZE</b>	M / L

**TYGON R50 STEEL BLUE** (P) 820 Wh / capacity 20 Ah (29")



<b>FRAME</b>	KELLYS TYGON R-series - advanced robotic welded 6-series aluminium alloy / Designed & manufactured in EUROPE / integrated removable battery, 1.5" tapered HT PANASONIC GX Ultimate, 95 Nm, 36 V
<b>MOTOR</b>	PANASONIC Bluetooth® 5.0 navigation Side Color Display
<b>DISPLAY</b>	KELLYS Re-Charge V10 Li-ion internal removable 820 Wh / capacity 23 Ah, powered by BMZ
<b>BATTERY</b>	ROCK SHOX Recon Silver RL (29") Boost, 120 mm, Solo Air
<b>FORK</b>	MIRANDA Delta (36T)
<b>CRANKSET</b>	SHIMANO Cues U6000 (direct mount)
<b>R/DERAILLEUR</b>	SHIMANO Cues SL-U6000-10R Rapidfire Plus
<b>SHIFTERS</b>	1x10
<b>SPEED</b>	SHIMANO MT200 Hydraulic Disc
<b>BRAKES</b>	SHIMANO Cues TC-500-HM-B Disc Center Lock
<b>HUBS</b>	KLS Asesino 30 Disc 622x30 (32 holes)
<b>RIMS</b>	SCHWALBE Nobby Nic Performance 62-622 (29"x2.40) Tubeless Easy, ADDIX
<b>TYRES</b>	
<b>SIZE</b>	M / L / XL

**TYGON R50 GRAPHITE BOREALIS** (P) 820 Wh / capacity 20 Ah (29")



<b>FRAME</b>	KELLYS TYGON R-series - advanced robotic welded 6-series aluminium alloy / Designed & manufactured in EUROPE / integrated removable battery, 1.5" tapered HT PANASONIC GX Ultimate, 95 Nm, 36 V
<b>MOTOR</b>	PANASONIC Bluetooth® 5.0 navigation Side Color Display
<b>DISPLAY</b>	KELLYS Re-Charge V10 Li-ion internal removable 820 Wh / capacity 23 Ah, powered by BMZ
<b>BATTERY</b>	ROCK SHOX Recon Silver RL (29") Boost, 120 mm, Solo Air
<b>FORK</b>	MIRANDA Delta (36T)
<b>CRANKSET</b>	SHIMANO Cues U6000 (direct mount)
<b>R/DERAILLEUR</b>	SHIMANO Cues SL-U6000-10R Rapidfire Plus
<b>SHIFTERS</b>	1x10
<b>SPEED</b>	SHIMANO MT200 Hydraulic Disc
<b>BRAKES</b>	SHIMANO Cues TC-500-HM-B Disc Center Lock
<b>HUBS</b>	KLS Asesino 30 Disc 622x30 (32 holes)
<b>RIMS</b>	SCHWALBE Nobby Nic Performance 62-622 (29"x2.40) Tubeless Easy, ADDIX
<b>TYRES</b>	
<b>SIZE</b>	M / L

**TYGON R50 MAGIC GREEN** (P) 820 Wh / capacity 20 Ah (29")



<b>FRAME</b>	KELLYS TYGON R-series - advanced robotic welded 6-series aluminium alloy / Designed & manufactured in EUROPE / integrated removable battery, 1.5" tapered HT PANASONIC GX Ultimate, 95 Nm, 36 V
<b>MOTOR</b>	PANASONIC Bluetooth® 5.0 navigation Side Color Display
<b>DISPLAY</b>	KELLYS Re-Charge V10 Li-ion internal removable 820 Wh / capacity 23 Ah, powered by BMZ
<b>BATTERY</b>	ROCK SHOX Recon Silver RL (29") Boost, 120 mm, Solo Air
<b>FORK</b>	MIRANDA Delta (36T)
<b>CRANKSET</b>	SHIMANO Cues U6000 (direct mount)
<b>R/DERAILLEUR</b>	SHIMANO Cues SL-U6000-10R Rapidfire Plus
<b>SHIFTERS</b>	1x10
<b>SPEED</b>	SHIMANO MT200 Hydraulic Disc
<b>BRAKES</b>	SHIMANO Cues TC-500-HM-B Disc Center Lock
<b>HUBS</b>	KLS Asesino 30 Disc 622x30 (32 holes)
<b>RIMS</b>	SCHWALBE Nobby Nic Performance 62-622 (29"x2.40) Tubeless Easy, ADDIX
<b>TYRES</b>	
<b>SIZE</b>	M / L

**TYGON R50 MAGIC GREEN** (P) 725 Wh / capacity 20 Ah (29")

<b>FRAME</b>	KELLYS TYGON R-series - advanced robotic welded 6-series aluminium alloy / Designed & manufactured in EUROPE / integrated removable battery, 1.5" tapered HT PANASONIC GX Ultimate, 95 Nm, 36 V
<b>MOTOR</b>	PANASONIC Bluetooth® 5.0 navigation Side Color Display
<b>DISPLAY</b>	KELLYS Re-Charge V10 Li-ion internal removable 725 Wh / capacity 20 Ah, powered by BMZ
<b>BATTERY</b>	SR SUNTOUR Raidon 34 LOR DS (29") Boost, 120 mm, air / 15 mm thru axle
<b>FORK</b>	MIRANDA Delta (36T)
<b>CRANKSET</b>	SHIMANO Cues U6000 (direct mount)
<b>R/DERAILLEUR</b>	SHIMANO Cues SL-U6000-10R Rapidfire Plus
<b>SHIFTERS</b>	1x10
<b>SPEED</b>	SHIMANO MT200 Hydraulic Disc
<b>BRAKES</b>	SHIMANO MT400-B Disc Center Lock
<b>HUBS</b>	KLS Valor 3 Disc 622x30 (32 holes)
<b>RIMS</b>	SCHWALBE Nobby Nic Performance 62-622 (29"x2.40) Tubeless Easy, ADDIX
<b>TYRES</b>	
<b>SIZE</b>	M / L

**TYGON R50 STEEL BLUE** (P) 725 Wh / capacity 20 Ah (29")

<b>FRAME</b>	KELLYS TYGON R-series - advanced robotic welded 6-series aluminium alloy / Designed & manufactured in EUROPE / integrated removable battery, 1.5" tapered HT PANASONIC GX Ultimate, 95 Nm, 36 V
<b>MOTOR</b>	PANASONIC Bluetooth® 5.0 navigation Side Color Display
<b>DISPLAY</b>	KELLYS Re-Charge V10 Li-ion internal removable 725 Wh / capacity 20 Ah, powered by BMZ
<b>BATTERY</b>	SR SUNTOUR Raidon 34 LOR DS (29") Boost, 120 mm, air / 15 mm thru axle
<b>FORK</b>	MIRANDA Delta (36T)
<b>CRANKSET</b>	SHIMANO Cues U6000 (direct mount)
<b>R/DERAILLEUR</b>	SHIMANO Cues SL-U6000-10R Rapidfire Plus
<b>SHIFTERS</b>	1x10
<b>SPEED</b>	SHIMANO MT200 Hydraulic Disc
<b>BRAKES</b>	SHIMANO MT400-B Disc Center Lock
<b>HUBS</b>	KLS Valor 3 Disc 622x30 (32 holes)
<b>RIMS</b>	SCHWALBE Nobby Nic Performance 62-622 (29"x2.40) Tubeless Easy, ADDIX
<b>TYRES</b>	
<b>SIZE</b>	M / L

**TAYEN R50 MAGIC PINK** (P) 820 Wh / capacity 20 Ah (29")

<b>FRAME</b>	KELLYS TAYEN R-series - advanced robotic welded 6-series aluminium alloy / Designed & manufactured in EUROPE / integrated removable battery
<b>MOTOR</b>	PANASONIC GX Ultimate, 95 Nm, 36 V
<b>DISPLAY</b>	PANASONIC Bluetooth® 5.0 navigation Side Color Display
<b>BATTERY</b>	KELLYS Re-Charge V10 Li-ion internal removable 820 Wh / capacity 23 Ah, powered by BMZ
<b>FORK</b>	ROCK SHOX Recon Silver RL (29") Boost, 120 mm, Solo Air
<b>CRANKSET</b>	MIRANDA Delta (36T)
<b>R/DERAILLEUR</b>	SHIMANO Cues U6000 (direct mount)
<b>SHIFTERS</b>	SHIMANO Cues SL-U6000-10R Rapidfire Plus
<b>SPEED</b>	1x10
<b>BRAKES</b>	SHIMANO MT200 Hydraulic Disc
<b>HUBS</b>	SHIMANO Cues TC-500-HM-B Disc Center Lock
<b>RIMS</b>	KLS Asesino 30 Disc 622x30 (32 holes)
<b>TYRES</b>	SCHWALBE Nobby Nic Performance 62-622 (29"x2.40) Tubeless Easy, ADDIX
<b>SIZE</b>	M

**TAYEN R50 MAGIC PINK (P) 820 Wh / capacity 20 Ah (27.5")**

<b>FRAME</b>	KELLYS TAYEN R-series - advanced robotic welded 6-series aluminium alloy / Designed & manufactured in EUROPE / integrated removable battery
<b>MOTOR</b>	PANASONIC GX Ultimate, 95 Nm, 36 V
<b>DISPLAY</b>	PANASONIC Bluetooth® 5.0 navigation Side Color Display
<b>BATTERY</b>	KELLYS Re-Charge V10 Li-ion internal removable 820 Wh / capacity 23 Ah, powered by BMZ
<b>FORK</b>	ROCK SHOX Recon Silver RL (27.5") Boost, 120 mm, Solo Air
<b>CRANKSET</b>	MIRANDA Delta (36T)
<b>R/DERAILLEUR</b>	SHIMANO Cues U6000 (direct mount)
<b>SHIFTERS</b>	SHIMANO Cues SL-U6000-10R Rapidfire Plus
<b>SPEED</b>	1x10
<b>BRAKES</b>	SHIMANO MT200 Hydraulic Disc
<b>HUBS</b>	SHIMANO Cues TC-500-HM-B Disc Center Lock
<b>RIMS</b>	KLS Asesino 30 Disc 584x30 (32 holes)
<b>TYRES</b>	SCHWALBE Nobby Nic Performance 62-584 (27.5"x2.40) Tubeless Easy, ADDIX
<b>SIZE</b>	S

**TAYEN R50 ROSE GOLD (P) 820 Wh / capacity 20 Ah (29")**

<b>FRAME</b>	KELLYS TAYEN R-series - advanced robotic welded 6-series aluminium alloy / Designed & manufactured in EUROPE / integrated removable battery
<b>MOTOR</b>	PANASONIC GX Ultimate, 95 Nm, 36 V
<b>DISPLAY</b>	PANASONIC Bluetooth® 5.0 navigation Side Color Display
<b>BATTERY</b>	KELLYS Re-Charge V10 Li-ion internal removable 820 Wh / capacity 23 Ah, powered by BMZ
<b>FORK</b>	ROCK SHOX Recon Silver RL (29") Boost, 120 mm, Solo Air
<b>CRANKSET</b>	MIRANDA Delta (36T)
<b>R/DERAILLEUR</b>	SHIMANO Cues U6000 (direct mount)
<b>SHIFTERS</b>	SHIMANO Cues SL-U6000-10R Rapidfire Plus
<b>SPEED</b>	1x10
<b>BRAKES</b>	SHIMANO MT200 Hydraulic Disc
<b>HUBS</b>	SHIMANO Cues TC-500-HM-B Disc Center Lock
<b>RIMS</b>	KLS Asesino 30 Disc 622x30 (32 holes)
<b>TYRES</b>	SCHWALBE Nobby Nic Performance 62-622 (29"x2.40) Tubeless Easy, ADDIX
<b>SIZE</b>	M

**TAYEN R50 ROSE GOLD (P) 725 Wh / capacity 20 Ah (29")**

<b>FRAME</b>	KELLYS TAYEN R-series - advanced robotic welded 6-series aluminium alloy / Designed & manufactured in EUROPE / integrated removable battery
<b>MOTOR</b>	PANASONIC GX Ultimate, 95 Nm, 36 V
<b>DISPLAY</b>	PANASONIC Bluetooth® 5.0 navigation Side Color Display
<b>BATTERY</b>	KELLYS Re-Charge V10 Li-ion internal removable 725Wh / capacity 20Ah, powered by BMZ
<b>FORK</b>	SR SUNTOUR Raidon 34 LOR DS (29") Boost, 120 mm, air / 15 mm thru axle
<b>CRANKSET</b>	MIRANDA Delta (36T)
<b>R/DERAILLEUR</b>	SHIMANO Cues U6000 (direct mount)
<b>SHIFTERS</b>	SHIMANO Cues SL-U6000-10R Rapidfire Plus
<b>SPEED</b>	1x10
<b>BRAKES</b>	SHIMANO MT200 Hydraulic Disc
<b>HUBS</b>	SHIMANO MT400-B Disc Center Lock
<b>RIMS</b>	KLS Valor 3 Disc 622x30 (32 holes)
<b>TYRES</b>	SCHWALBE Nobby Nic Performance 60-622 (29"x2.35) ADDIX
<b>SIZE</b>	M / L

## TAYEN R50 MAGIC PINK (P) 725 Wh / capacity 20 Ah (29")



<b>FRAME</b>	KELLYS TAYEN R-series - advanced robotic welded 6-series aluminium alloy / Designed & manufactured in EUROPE / integrated removable battery
<b>MOTOR</b>	PANASONIC GX Ultimate, 95 Nm, 36 V
<b>DISPLAY</b>	PANASONIC Bluetooth® 5.0 navigation Side Color Display
<b>BATTERY</b>	KELLYS Re-Charge V10 Li-ion internal removable 725Wh / capacity 20Ah, powered by BMZ
<b>FORK</b>	SR SUNTOUR Raidon 34 LOR DS (29") Boost, 120 mm, air / 15 mm thru axle
<b>CRANKSET</b>	MIRANDA Delta (36T)
<b>R/DERAILLEUR</b>	SHIMANO Cues U6000 (direct mount)
<b>SHIFTERS</b>	SHIMANO Cues SL-U6000-10R Rapidfire Plus
<b>SPEED</b>	1x10
<b>BRAKES</b>	SHIMANO MT200 Hydraulic Disc
<b>HUBS</b>	SHIMANO MT400-B Disc Center Lock
<b>RIMS</b>	KLS Valor 3 Disc 622x30 (32 holes)
<b>TYRES</b>	SCHWALBE Nobby Nic Performance 60-622 (29"x2.35) ADDIX
<b>SIZE</b>	M / L

## TAYEN R50 MAGIC PINK (P) 820 Wh / capacity 20 Ah (27.5")



<b>FRAME</b>	KELLYS TAYEN R-series - advanced robotic welded 6-series aluminium alloy / Designed & manufactured in EUROPE / integrated removable battery
<b>MOTOR</b>	PANASONIC GX Ultimate, 95 Nm, 36 V
<b>DISPLAY</b>	PANASONIC Bluetooth® 5.0 navigation Side Color Display
<b>BATTERY</b>	KELLYS Re-Charge V10 Li-ion internal removable 725Wh / capacity 20Ah, powered by BMZ
<b>FORK</b>	SR SUNTOUR Raidon 34 LOR DS (27.5") Boost, 120 mm, air / 15 mm thru axle
<b>CRANKSET</b>	MIRANDA Delta (36T)
<b>R/DERAILLEUR</b>	SHIMANO Cues U6000 (direct mount)
<b>SHIFTERS</b>	SHIMANO Cues SL-U6000-10R Rapidfire Plus
<b>SPEED</b>	1x10
<b>BRAKES</b>	SHIMANO MT200 Hydraulic Disc
<b>HUBS</b>	SHIMANO MT400-B Disc Center Lock
<b>RIMS</b>	KLS Valor 3 Disc 584x30 (32 holes)
<b>TYRES</b>	SCHWALBE Nobby Nic Performance 65-584 (27.5"x2.60) ADDIX
<b>SIZE</b>	S

## TYGON R50 FOREST (P) 725 Wh / capacity 20 Ah (29")



<b>FRAME</b>	KELLYS TYGON R-series - advanced robotic welded 6-series aluminium alloy / Designed & manufactured in EUROPE / integrated removable battery, 1.5" tapered HT
<b>MOTOR</b>	PANASONIC GX Ultimate, 90 Nm, 36 V
<b>DISPLAY</b>	PANASONIC Bluetooth® 5.0 navigation Side Color Display
<b>BATTERY</b>	KELLYS Re-Charge V10 Li-ion internal removable 725 Wh / capacity 20 Ah, powered by BMZ
<b>FORK</b>	ROCK SHOX 35 Silver TK (29") Boost, 120 mm, Solo Air
<b>CRANKSET</b>	SAMOX (34T)
<b>R/DERAILLEUR</b>	SHIMANO Deore M5120 (direct mount)
<b>SHIFTERS</b>	SHIMANO Deore SL-M4100-R Rapidfire Plus (I-Spec EV)
<b>SPEED</b>	1x10
<b>BRAKES</b>	SHIMANO MT200 Hydraulic Disc
<b>HUBS</b>	SHIMANO MT400-B Disc Center Lock
<b>RIMS</b>	KLS Valor 3 Disc 622x30 (32 holes)
<b>TYRES</b>	SCHWALBE Nobby Nic Performance 60-622 (29"x2.35) ADDIX
<b>SIZE</b>	M / L

**TAYEN R50 WHITE** (P) 725 Wh / capacity 20 Ah (29")

<b>FRAME</b>	KELLYS TAYEN R-series - advanced robotic welded 6-series aluminium alloy / Designed & manufactured in EUROPE / integrated removable battery, 1.5" tapered HT
<b>MOTOR</b>	PANASONIC GX Ultimate, 90 Nm, 36 V
<b>DISPLAY</b>	PANASONIC Bluetooth® 5.0 navigation Side Color Display
<b>BATTERY</b>	KELLYS Re-Charge V10 Li-ion internal removable 725 Wh / capacity 20 Ah, powered by BMZ
<b>FORK</b>	ROCK SHOX 35 Silver TK (29") Boost, 120 mm, Solo Air
<b>CRANKSET</b>	SAMOX (34T)
<b>R/DERAILLEUR</b>	SHIMANO Deore M5120 (direct mount)
<b>SHIFTERS</b>	SHIMANO Deore SL-M4100-R Rapidfire Plus (I-Spec EV)
<b>SPEED</b>	1x10
<b>BRAKES</b>	SHIMANO MT200 Hydraulic Disc
<b>HUBS</b>	SHIMANO MT400-B Disc Center Lock
<b>RIMS</b>	KLS Valor 3 Disc 622x30 (32 holes)
<b>TYRES</b>	SCHWALBE Nobby Nic Performance 60-622 (29"x2.35) ADDIX
<b>SIZE</b>	M / L

**TAYEN R50 SKY BLUE** (P) 725 Wh / capacity 20 Ah (29")

<b>FRAME</b>	KELLYS TAYEN R-series - advanced robotic welded 6-series aluminium alloy / Designed & manufactured in EUROPE / integrated removable battery, 1.5" tapered HT
<b>MOTOR</b>	PANASONIC GX Ultimate, 90 Nm, 36 V
<b>DISPLAY</b>	PANASONIC Bluetooth® 5.0 navigation Side Color Display
<b>BATTERY</b>	KELLYS Re-Charge V10 Li-ion internal removable 725 Wh / capacity 20 Ah, powered by BMZ
<b>FORK</b>	ROCK SHOX 35 Silver TK (29") Boost, 120 mm, Solo Air
<b>CRANKSET</b>	SAMOX (34T)
<b>R/DERAILLEUR</b>	SHIMANO Deore M5120 (direct mount)
<b>SHIFTERS</b>	SHIMANO Deore SL-M4100-R Rapidfire Plus (I-Spec EV)
<b>SPEED</b>	1x10
<b>BRAKES</b>	SHIMANO MT200 Hydraulic Disc
<b>HUBS</b>	SHIMANO MT400-B Disc Center Lock
<b>RIMS</b>	KLS Valor 3 Disc 622x30 (32 holes)
<b>TYRES</b>	SCHWALBE Nobby Nic Performance 60-622 (29"x2.35) ADDIX
<b>SIZE</b>	M / L

**TAYEN R50 WHITE** (P) 725 Wh / capacity 20 Ah (27.5")

<b>FRAME</b>	KELLYS TAYEN R-series - advanced robotic welded 6-series aluminium alloy / Designed & manufactured in EUROPE / integrated removable battery, 1.5" tapered HT
<b>MOTOR</b>	PANASONIC GX Ultimate, 90 Nm, 36 V
<b>DISPLAY</b>	PANASONIC Bluetooth® 5.0 navigation Side Color Display
<b>BATTERY</b>	KELLYS Re-Charge V10 Li-ion internal removable 725 Wh / capacity 20 Ah, powered by BMZ
<b>FORK</b>	ROCK SHOX 35 Silver TK (27.5") Boost, 120 mm, Solo Air
<b>CRANKSET</b>	SAMOX (34T)
<b>R/DERAILLEUR</b>	SHIMANO Deore M5120 (direct mount)
<b>SHIFTERS</b>	SHIMANO Deore SL-M4100-R Rapidfire Plus (I-Spec EV)
<b>SPEED</b>	1x10
<b>BRAKES</b>	SHIMANO MT200 Hydraulic Disc
<b>HUBS</b>	SHIMANO MT400-B Disc Center Lock
<b>RIMS</b>	KLS Valor 3 Disc 584x30 (32 holes)
<b>TYRES</b>	SCHWALBE Nobby Nic Performance 65-584 (27.5"x2.60) ADDIX
<b>SIZE</b>	S

## TAYEN R50 SKY BLUE (P) 725 Wh / capacity 20 Ah (27.5")



<b>FRAME</b>	KELLYS TAYEN R-series - advanced robotic welded 6-series aluminium alloy / Designed & manufactured in EUROPE / integrated removable battery, 1.5" tapered HT
<b>MOTOR</b>	PANASONIC GX Ultimate, 90 Nm, 36 V
<b>DISPLAY</b>	PANASONIC Bluetooth® 5.0 navigation Side Color Display
<b>BATTERY</b>	KELLYS Re-Charge V10 Li-ion internal removable 725 Wh / capacity 20 Ah, powered by BMZ
<b>FORK</b>	ROCK SHOX 35 Silver TK (27.5") Boost, 120 mm, Solo Air
<b>CRANKSET</b>	SAMOX (34T)
<b>R/DERAILLEUR</b>	SHIMANO Deore M5120 (direct mount)
<b>SHIFTERS</b>	SHIMANO Deore SL-M4100-R Rapidfire Plus (I-Spec EV)
<b>SPEED</b>	1x10
<b>BRAKES</b>	SHIMANO MT200 Hydraulic Disc
<b>HUBS</b>	SHIMANO MT400-B Disc Center Lock
<b>RIMS</b>	KLS Valor 3 Disc 584x30 (32 holes)
<b>TYRES</b>	SCHWALBE Nobby Nic Performance 65-584 (27.5"x2.60) ADDIX
<b>SIZE</b>	S

## TYGON R10 AIR MAGIC GREEN (P) 725 Wh / capacity 20 Ah (29")



<b>FRAME</b>	KELLYS TYGON R-series - advanced robotic welded 6-series aluminium alloy / Designed & manufactured in EUROPE / integrated removable battery, 1.5" tapered HT PANASONIC GX Ultimate, 95 Nm, 36 V
<b>MOTOR</b>	PANASONIC Bluetooth® 5.0 navigation Side Color Display
<b>BATTERY</b>	KELLYS Re-Charge V10 Li-ion internal removable 725 Wh / capacity 20 Ah, powered by BMZ
<b>FORK</b>	SR SUNTOUR XCR32-AIR LOR DS (29"), 120 mm, air / Speed Lockout
<b>CRANKSET</b>	MIRANDA Delta (36T)
<b>R/DERAILLEUR</b>	SHIMANO Cues U4000 (direct mount)
<b>SHIFTERS</b>	SHIMANO Cues SL-U4000-9R Rapidfire Plus
<b>SPEED</b>	1x9
<b>BRAKES</b>	SHIMANO MT200 Hydraulic Disc
<b>HUBS</b>	SHIMANO Cues TC-500-HM-B Disc Center Lock
<b>RIMS</b>	KLS Draft 23 Disc 622x23 (32 holes)
<b>TYRES</b>	SCHWALBE Smart Sam 57-622 (29"x2.25)
<b>SIZE</b>	M / L / XL

## TYGON R10 AIR STEEL BLUE (P) 725 Wh / capacity 20 Ah (29")



<b>FRAME</b>	KELLYS TYGON R-series - advanced robotic welded 6-series aluminium alloy / Designed & manufactured in EUROPE / integrated removable battery, 1.5" tapered HT PANASONIC GX Ultimate, 95 Nm, 36 V
<b>MOTOR</b>	PANASONIC Bluetooth® 5.0 navigation Side Color Display
<b>BATTERY</b>	KELLYS Re-Charge V10 Li-ion internal removable 725 Wh / capacity 20 Ah, powered by BMZ
<b>FORK</b>	SR SUNTOUR XCR32-AIR LOR DS (29"), 120 mm, air / Speed Lockout
<b>CRANKSET</b>	MIRANDA Delta (36T)
<b>R/DERAILLEUR</b>	SHIMANO Cues U4000 (direct mount)
<b>SHIFTERS</b>	SHIMANO Cues SL-U4000-9R Rapidfire Plus
<b>SPEED</b>	1x9
<b>BRAKES</b>	SHIMANO MT200 Hydraulic Disc
<b>HUBS</b>	SHIMANO Cues TC-500-HM-B Disc Center Lock
<b>RIMS</b>	KLS Draft 23 Disc 622x23 (32 holes)
<b>TYRES</b>	SCHWALBE Smart Sam 57-622 (29"x2.25)
<b>SIZE</b>	M / L / XL

**TYGON R10 AIR LIGHT GREY** (P) 725 Wh / capacity 20 Ah (29")

<b>FRAME</b>	KELLYS TYGON R-series - advanced robotic welded 6-series aluminium alloy / Designed & manufactured in EUROPE / integrated removable battery, 1.5" tapered HT PANASONIC GX Ultimate, 95 Nm, 36 V
<b>MOTOR</b>	PANASONIC Bluetooth® 5.0 navigation Side Color Display
<b>DISPLAY</b>	KELLYS Re-Charge V10 Li-ion internal removable 725 Wh / capacity 20 Ah, powered by BMZ
<b>BATTERY</b>	SR SUNTOUR XCR32-AIR LOR DS (29"), 120 mm, air / Speed Lockout
<b>FORK</b>	MIRANDA Delta (36T)
<b>CRANKSET</b>	SHIMANO Cues U4000 (direct mount)
<b>R/DERAILLEUR</b>	SHIMANO Cues SL-U4000-9R Rapidfire Plus
<b>SHIFTERS</b>	1x9
<b>SPEED</b>	SHIMANO MT200 Hydraulic Disc
<b>BRAKES</b>	SHIMANO Cues TC-500-HM-B Disc Center Lock
<b>HUBS</b>	KLS Draft 23 Disc 622x23 (32 holes)
<b>RIMS</b>	SCHWALBE Smart Sam 57-622 (29"x2.25)
<b>TYRES</b>	
<b>SIZE</b>	M / L

**TAYEN R10 AIR ROSE GOLD** (P) 725 Wh / capacity 20 Ah (29")

<b>FRAME</b>	KELLYS TAYEN R-series - advanced robotic welded 6-series aluminium alloy / Designed & manufactured in EUROPE / integrated removable battery, 1.5" tapered HT PANASONIC GX Ultimate, 95 Nm, 36 V
<b>MOTOR</b>	PANASONIC Bluetooth® 5.0 navigation Side Color Display
<b>DISPLAY</b>	KELLYS Re-Charge V10 Li-ion internal removable 725 Wh / capacity 20 Ah, powered by BMZ
<b>BATTERY</b>	SR SUNTOUR XCR32-AIR LOR DS (29"), 120 mm, air / Speed Lockout
<b>FORK</b>	MIRANDA Delta (36T)
<b>CRANKSET</b>	SHIMANO Cues U4000 (direct mount)
<b>R/DERAILLEUR</b>	SHIMANO Cues SL-U4000-9R Rapidfire Plus
<b>SHIFTERS</b>	1x9
<b>SPEED</b>	SHIMANO MT200 Hydraulic Disc
<b>BRAKES</b>	SHIMANO Cues TC-500-HM-B Disc Center Lock
<b>HUBS</b>	KLS Draft 23 Disc 622x23 (32 holes)
<b>RIMS</b>	SCHWALBE Smart Sam 57-622 (29"x2.25)
<b>TYRES</b>	
<b>SIZE</b>	M / L

**TAYEN R10 AIR MAGIC PINK** (P) 725 Wh / capacity 20 Ah (29")

<b>FRAME</b>	KELLYS TAYEN R-series - advanced robotic welded 6-series aluminium alloy / Designed & manufactured in EUROPE / integrated removable battery, 1.5" tapered HT PANASONIC GX Ultimate, 905Nm, 36 V
<b>MOTOR</b>	PANASONIC Bluetooth® 5.0 navigation Side Color Display
<b>DISPLAY</b>	KELLYS Re-Charge V10 Li-ion internal removable 725 Wh / capacity 20 Ah, powered by BMZ
<b>BATTERY</b>	SR SUNTOUR XCR32-AIR LOR DS (29"), 120 mm, air / Speed Lockout
<b>FORK</b>	MIRANDA Delta (36T)
<b>CRANKSET</b>	SHIMANO Cues U4000 (direct mount)
<b>R/DERAILLEUR</b>	SHIMANO Cues SL-U4000-9R Rapidfire Plus
<b>SHIFTERS</b>	1x9
<b>SPEED</b>	SHIMANO MT200 Hydraulic Disc
<b>BRAKES</b>	SHIMANO Cues TC-500-HM-B Disc Center Lock
<b>HUBS</b>	KLS Draft 23 Disc 622x23 (32 holes)
<b>RIMS</b>	SCHWALBE Smart Sam 57-622 (29"x2.25)
<b>TYRES</b>	
<b>SIZE</b>	M / L

## TAYEN R10 AIR MAGIC PURPLE (P) 725 Wh / capacity 20 Ah (29")



<b>FRAME</b>	KELLYS TAYEN R-series - advanced robotic welded 6-series aluminium alloy / Designed & manufactured in EUROPE / integrated removable battery, 1.5" tapered HT PANASONIC GX Ultimate, 95 Nm, 36 V
<b>MOTOR</b>	PANASONIC Bluetooth® 5.0 navigation Side Color Display
<b>DISPLAY</b>	KELLYS Re-Charge V10 Li-ion internal removable 725 Wh / capacity 20 Ah, powered by BMZ
<b>BATTERY</b>	SR SUNTOUR XCR32-AIR LOR DS (29"), 120 mm, air / Speed Lockout
<b>FORK</b>	MIRANDA Delta (36T)
<b>CRANKSET</b>	SHIMANO Cues U4000 (direct mount)
<b>R/DERAILLEUR</b>	SHIMANO Cues SL-U4000-9R Rapidfire Plus
<b>SHIFTERS</b>	1x9
<b>SPEED</b>	SHIMANO MT200 Hydraulic Disc
<b>BRAKES</b>	SHIMANO Cues TC-500-HM-B Disc Center Lock
<b>HUBS</b>	KLS Draft 23 Disc 622x23 (32 holes)
<b>RIMS</b>	SCHWALBE Smart Sam 57-622 (29"x2.25)
<b>TYRES</b>	
<b>SIZE</b>	M

## TAYEN R10 AIR AZURE (P) 725 Wh / capacity 20 Ah (29")



<b>FRAME</b>	KELLYS TAYEN R-series - advanced robotic welded 6-series aluminium alloy / Designed & manufactured in EUROPE / integrated removable battery, 1.5" tapered HT PANASONIC GX Ultimate, 95 Nm, 36 V
<b>MOTOR</b>	PANASONIC Bluetooth® 5.0 navigation Side Color Display
<b>DISPLAY</b>	KELLYS Re-Charge V10 Li-ion internal removable 725 Wh / capacity 20 Ah, powered by BMZ
<b>BATTERY</b>	SR SUNTOUR XCR32-AIR LOR DS (29"), 120 mm, air / Speed Lockout
<b>FORK</b>	MIRANDA Delta (36T)
<b>CRANKSET</b>	SHIMANO Cues U4000 (direct mount)
<b>R/DERAILLEUR</b>	SHIMANO Cues SL-U4000-9R Rapidfire Plus
<b>SHIFTERS</b>	1x9
<b>SPEED</b>	SHIMANO MT200 Hydraulic Disc
<b>BRAKES</b>	SHIMANO Cues TC-500-HM-B Disc Center Lock
<b>HUBS</b>	KLS Draft 23 Disc 622x23 (32 holes)
<b>RIMS</b>	SCHWALBE Smart Sam 57-622 (29"x2.25)
<b>TYRES</b>	
<b>SIZE</b>	M

## TAYEN R10 AIR PASTEL GREEN (P) 725 Wh / capacity 20 Ah (29")



<b>FRAME</b>	KELLYS TAYEN R-series - advanced robotic welded 6-series aluminium alloy / Designed & manufactured in EUROPE / integrated removable battery, 1.5" tapered HT PANASONIC GX Ultimate, 95 Nm, 36 V
<b>MOTOR</b>	PANASONIC Bluetooth® 5.0 navigation Side Color Display
<b>DISPLAY</b>	KELLYS Re-Charge V10 Li-ion internal removable 725 Wh / capacity 20 Ah, powered by BMZ
<b>BATTERY</b>	SR SUNTOUR XCR32-AIR LOR DS (29"), 120 mm, air / Speed Lockout
<b>FORK</b>	MIRANDA Delta (36T)
<b>CRANKSET</b>	SHIMANO Cues U4000 (direct mount)
<b>R/DERAILLEUR</b>	SHIMANO Cues SL-U4000-9R Rapidfire Plus
<b>SHIFTERS</b>	1x9
<b>SPEED</b>	SHIMANO MT200 Hydraulic Disc
<b>BRAKES</b>	SHIMANO Cues TC-500-HM-B Disc Center Lock
<b>HUBS</b>	KLS Draft 23 Disc 622x23 (32 holes)
<b>RIMS</b>	SCHWALBE Smart Sam 57-622 (29"x2.25)
<b>TYRES</b>	
<b>SIZE</b>	M

**TAYEN R10 AIR MAGIC PURPLE** (P) 725 Wh / capacity 20 Ah (27.5")

<b>FRAME</b>	KELLYS TAYEN R-series - advanced robotic welded 6-series aluminium alloy / Designed & manufactured in EUROPE / integrated removable battery, 1.5" tapered HT PANASONIC GX Ultimate, 95 Nm, 36 V
<b>MOTOR</b>	PANASONIC Bluetooth® 5.0 navigation Side Color Display
<b>DISPLAY</b>	KELLYS Re-Charge V10 Li-ion internal removable 725 Wh / capacity 20 Ah, powered by BMZ
<b>BATTERY</b>	SR SUNTOUR XCR32-AIR LOR DS (27.5"), 120 mm, air / Speed Lockout
<b>FORK</b>	MIRANDA Delta (36T)
<b>CRANKSET</b>	SHIMANO Cues U4000 (direct mount)
<b>R/DERAILLEUR</b>	SHIMANO Cues SL-U4000-9R Rapidfire Plus
<b>SHIFTERS</b>	1x9
<b>SPEED</b>	SHIMANO MT200 Hydraulic Disc
<b>BRAKES</b>	SHIMANO Cues TC-500-HM-B Disc Center Lock
<b>HUBS</b>	KLS Draft 23 Disc 584x23 (32 holes)
<b>RIMS</b>	SCHWALBE Smart Sam 57-584 (27.5"x2.25)
<b>TYRES</b>	
<b>SIZE</b>	S

**TAYEN R10 AIR AZURE** (P) 725 Wh / capacity 20 Ah (27.5")

<b>FRAME</b>	KELLYS TAYEN R-series - advanced robotic welded 6-series aluminium alloy / Designed & manufactured in EUROPE / integrated removable battery, 1.5" tapered HT PANASONIC GX Ultimate, 95 Nm, 36 V
<b>MOTOR</b>	PANASONIC Bluetooth® 5.0 navigation Side Color Display
<b>DISPLAY</b>	KELLYS Re-Charge V10 Li-ion internal removable 725 Wh / capacity 20 Ah, powered by BMZ
<b>BATTERY</b>	SR SUNTOUR XCR32-AIR LOR DS (27.5"), 120 mm, air / Speed Lockout
<b>FORK</b>	MIRANDA Delta (36T)
<b>CRANKSET</b>	SHIMANO Cues U4000 (direct mount)
<b>R/DERAILLEUR</b>	SHIMANO Cues SL-U4000-9R Rapidfire Plus
<b>SHIFTERS</b>	1x9
<b>SPEED</b>	SHIMANO MT200 Hydraulic Disc
<b>BRAKES</b>	SHIMANO Cues TC-500-HM-B Disc Center Lock
<b>HUBS</b>	KLS Draft 23 Disc 584x23 (32 holes)
<b>RIMS</b>	SCHWALBE Smart Sam 57-584 (27.5"x2.25)
<b>TYRES</b>	
<b>SIZE</b>	S

**TAYEN R10 AIR PASTEL GREEN** (P) 725 Wh / capacity 20 Ah (27.5")

<b>FRAME</b>	KELLYS TAYEN R-series - advanced robotic welded 6-series aluminium alloy / Designed & manufactured in EUROPE / integrated removable battery, 1.5" tapered HT PANASONIC GX Ultimate, 95 Nm, 36 V
<b>MOTOR</b>	PANASONIC Bluetooth® 5.0 navigation Side Color Display
<b>DISPLAY</b>	KELLYS Re-Charge V10 Li-ion internal removable 725 Wh / capacity 20 Ah, powered by BMZ
<b>BATTERY</b>	SR SUNTOUR XCR32-AIR LOR DS (27.5"), 120 mm, air / Speed Lockout
<b>FORK</b>	MIRANDA Delta (36T)
<b>CRANKSET</b>	SHIMANO Cues U4000 (direct mount)
<b>R/DERAILLEUR</b>	SHIMANO Cues SL-U4000-9R Rapidfire Plus
<b>SHIFTERS</b>	1x9
<b>SPEED</b>	SHIMANO MT200 Hydraulic Disc
<b>BRAKES</b>	SHIMANO Cues TC-500-HM-B Disc Center Lock
<b>HUBS</b>	KLS Draft 23 Disc 584x23 (32 holes)
<b>RIMS</b>	SCHWALBE Smart Sam 57-584 (27.5"x2.25)
<b>TYRES</b>	
<b>SIZE</b>	S

## TAYEN R10 AIR ROSE GOLD (P) 725 Wh / capacity 20 Ah (27.5")



<b>FRAME</b>	KELLYS TAYEN R-series - advanced robotic welded 6-series aluminium alloy / Designed & manufactured in EUROPE / integrated removable battery, 1.5" tapered HT PANASONIC GX Ultimate, 95 Nm, 36 V
<b>MOTOR</b>	PANASONIC Bluetooth® 5.0 navigation Side Color Display
<b>SWITCH UNIT</b>	KELLYS Re-Charge V10 Li-ion internal removable 725 Wh / capacity 20 Ah, powered by BMZ
<b>BATTERY</b>	SR SUNTOUR XCR32-AIR LOR DS (27.5"), 120 mm, air / Speed Lockout
<b>FORK</b>	MIRANDA Delta (36T)
<b>CRANKSET</b>	SHIMANO Cues U4000 (direct mount)
<b>SHIFTERS</b>	SHIMANO Cues SL-U4000-9R Rapidfire Plus
<b>R/DERAILLEUR</b>	1x9
<b>SPEED</b>	SHIMANO MT200 Hydraulic Disc
<b>BRAKES</b>	SHIMANO Cues TC-500-HM-B Disc Center Lock
<b>HUBS</b>	KLS Draft 23 Disc 584x23 (32 holes)
<b>RIMS</b>	SCHWALBE Smart Sam 57-584 (27.5"x2.25)
<b>TYRES</b>	
<b>SIZE</b>	S

## TAYEN R10 AIR MAGIC PINK (P) 725 Wh / capacity 20 Ah (27.5")



<b>FRAME</b>	KELLYS TAYEN R-series - advanced robotic welded 6-series aluminium alloy / Designed & manufactured in EUROPE / integrated removable battery, 1.5" tapered HT PANASONIC GX Ultimate, 95 Nm, 36 V
<b>MOTOR</b>	PANASONIC Bluetooth® 5.0 navigation Side Color Display
<b>DISPLAY</b>	KELLYS Re-Charge V10 Li-ion internal removable 725 Wh / capacity 20 Ah, powered by BMZ
<b>BATTERY</b>	SR SUNTOUR XCR32-AIR LOR DS (27.5"), 120 mm, air / Speed Lockout
<b>FORK</b>	MIRANDA Delta (36T)
<b>CRANKSET</b>	SHIMANO Cues U4000 (direct mount)
<b>R/DERAILLEUR</b>	SHIMANO Cues SL-U4000-9R Rapidfire Plus
<b>SHIFTERS</b>	1x9
<b>SPEED</b>	SHIMANO MT200 Hydraulic Disc
<b>BRAKES</b>	SHIMANO Cues TC-500-HM-B Disc Center Lock
<b>HUBS</b>	KLS Draft 23 Disc 584x23 (32 holes)
<b>RIMS</b>	SCHWALBE Smart Sam 57-584 (27.5"x2.25)
<b>TYRES</b>	
<b>SIZE</b>	S

## TYGON R10 MAGIC GREEN (P) 725 Wh / capacity 20 Ah (29")



<b>FRAME</b>	KELLYS TYGON R-series - advanced robotic welded 6-series aluminium alloy / Designed & manufactured in EUROPE / integrated removable battery, 1.5" tapered HT PANASONIC GX Ultimate, 95 Nm, 36 V
<b>MOTOR</b>	PANASONIC Bluetooth® 5.0 navigation Side Color Display
<b>DISPLAY</b>	KELLYS Re-Charge V10 Li-ion internal removable 725 Wh / capacity 20 Ah, powered by BMZ
<b>BATTERY</b>	SR SUNTOUR XCM32 DS (29") Boost, 120 mm, coil spring / 15 mm thru axle
<b>FORK</b>	MIRANDA Delta (36T)
<b>CRANKSET</b>	SHIMANO Cues U4000 (direct mount)
<b>R/DERAILLEUR</b>	SHIMANO Cues SL-U4000-9R Rapidfire Plus
<b>SHIFTERS</b>	1x9
<b>SPEED</b>	SHIMANO MT200 Hydraulic Disc
<b>BRAKES</b>	SHIMANO MT400-B Disc Center Lock
<b>HUBS</b>	KLS Draft Disc 622x21 (32 holes)
<b>RIMS</b>	SCHWALBE Rapid Rob 57-622 (29"x2.25) K-Guard
<b>TYRES</b>	
<b>SIZE</b>	M / L / XL

**TYGON R10 STEEL BLUE** (P) 725 Wh / capacity 20 Ah (29")

<b>FRAME</b>	KELLYS TYGON R-series - advanced robotic welded 6-series aluminium alloy / Designed & manufactured in EUROPE / integrated removable battery, 1.5" tapered HT PANASONIC GX Ultimate, 95 Nm, 36 V
<b>MOTOR</b>	PANASONIC Bluetooth® 5.0 navigation Side Color Display
<b>DISPLAY</b>	KELLYS Re-Charge V10 Li-ion internal removable 725 Wh / capacity 20 Ah, powered by BMZ
<b>BATTERY</b>	SR SUNTOUR XCM32 DS (29") Boost, 120 mm, coil spring / 15 mm thru axle
<b>FORK</b>	MIRANDA Delta (36T)
<b>CRANKSET</b>	SHIMANO Cues U4000 (direct mount)
<b>R/DERAILLEUR</b>	SHIMANO Cues SL-U4000-9R Rapidfire Plus
<b>SHIFTERS</b>	1x9
<b>SPEED</b>	SHIMANO MT200 Hydraulic Disc
<b>BRAKES</b>	SHIMANO MT400-B Disc Center Lock
<b>HUBS</b>	KLS Draft Disc 622x21 (32 holes)
<b>RIMS</b>	SCHWALBE Rapid Rob 57-622 (29"x2.25) K-Guard
<b>TYRES</b>	
<b>SIZE</b>	M / L / XL

**TAYEN R10 MAGIC PINK** (P) 725 Wh / capacity 20 Ah (29")

<b>FRAME</b>	KELLYS TAYEN R-series - advanced robotic welded 6-series aluminium alloy / Designed & manufactured in EUROPE / integrated removable battery, 1.5" tapered HT PANASONIC GX Ultimate, 95 Nm, 36 V
<b>MOTOR</b>	PANASONIC Bluetooth® 5.0 navigation Side Color Display
<b>DISPLAY</b>	KELLYS Re-Charge V10 Li-ion internal removable 725 Wh / capacity 20 Ah, powered by BMZ
<b>BATTERY</b>	SR SUNTOUR XCM32 DS (29") Boost, 120 mm, coil spring / 15 mm thru axle
<b>FORK</b>	MIRANDA Delta (36T)
<b>CRANKSET</b>	SHIMANO Cues U4000 (direct mount)
<b>R/DERAILLEUR</b>	SHIMANO Cues SL-U4000-9R Rapidfire Plus
<b>SHIFTERS</b>	1x9
<b>SPEED</b>	SHIMANO MT200 Hydraulic Disc
<b>BRAKES</b>	SHIMANO MT400-B Disc Center Lock
<b>HUBS</b>	KLS Draft Disc 622x21 (32 holes)
<b>RIMS</b>	SCHWALBE Rapid Rob 57-622 (29"x2.25) K-Guard
<b>TYRES</b>	
<b>SIZE</b>	M / L

**TAYEN R10 ROSE GOLD** (P) 725 Wh / capacity 20 Ah (29")

<b>FRAME</b>	KELLYS TAYEN R-series - advanced robotic welded 6-series aluminium alloy / Designed & manufactured in EUROPE / integrated removable battery, 1.5" tapered HT PANASONIC GX Ultimate, 95 Nm, 36 V
<b>MOTOR</b>	PANASONIC Bluetooth® 5.0 navigation Side Color Display
<b>DISPLAY</b>	KELLYS Re-Charge V10 Li-ion internal removable 725 Wh / capacity 20 Ah, powered by BMZ
<b>BATTERY</b>	SR SUNTOUR XCM32 DS (29") Boost, 120 mm, coil spring / 15 mm thru axle
<b>FORK</b>	MIRANDA Delta (36T)
<b>CRANKSET</b>	SHIMANO Cues U4000 (direct mount)
<b>R/DERAILLEUR</b>	SHIMANO Cues SL-U4000-9R Rapidfire Plus
<b>SHIFTERS</b>	1x9
<b>SPEED</b>	SHIMANO MT200 Hydraulic Disc
<b>BRAKES</b>	SHIMANO MT400-B Disc Center Lock
<b>HUBS</b>	KLS Draft Disc 622x21 (32 holes)
<b>RIMS</b>	SCHWALBE Rapid Rob 57-622 (29"x2.25) K-Guard
<b>TYRES</b>	
<b>SIZE</b>	M / L

**TAYEN R10 AZURE** (P) 725 Wh / capacity 20 Ah (29")

<b>FRAME</b>	KELLYS TAYEN R-series - advanced robotic welded 6-series aluminium alloy / Designed & manufactured in EUROPE / integrated removable battery, 1.5" tapered HT PANASONIC GX Ultimate, 95 Nm, 36 V
<b>MOTOR</b>	PANASONIC Bluetooth® 5.0 navigation Side Color Display
<b>DISPLAY</b>	KELLYS Re-Charge V10 Li-ion internal removable 725 Wh / capacity 20 Ah, powered by BMZ
<b>BATTERY</b>	SR SUNTOUR XCM32 DS (29") Boost, 120 mm, coil spring / 15 mm thru axle
<b>FORK</b>	MIRANDA Delta (36T)
<b>CRANKSET</b>	SHIMANO Cues U4000 (direct mount)
<b>R/DERAILLEUR</b>	SHIMANO Cues SL-U4000-9R Rapidfire Plus
<b>SHIFTERS</b>	1x9
<b>SPEED</b>	SHIMANO MT200 Hydraulic Disc
<b>BRAKES</b>	SHIMANO MT400-B Disc Center Lock
<b>HUBS</b>	KLS Draft Disc 622x21 (32 holes)
<b>RIMS</b>	SCHWALBE Rapid Rob 57-622 (29"x2.25) K-Guard
<b>TYRES</b>	
<b>SIZE</b>	M / L

**TAYEN R10 MAGIC PINK** (P) 725 Wh / capacity 20 Ah (27.5")

<b>FRAME</b>	KELLYS TAYEN R-series - advanced robotic welded 6-series aluminium alloy / Designed & manufactured in EUROPE / integrated removable battery, 1.5" tapered HT PANASONIC GX Ultimate, 95 Nm, 36 V
<b>MOTOR</b>	PANASONIC Bluetooth® 5.0 navigation Side Color Display
<b>DISPLAY</b>	KELLYS Re-Charge V10 Li-ion internal removable 725 Wh / capacity 20 Ah, powered by BMZ
<b>BATTERY</b>	SR SUNTOUR XCM32 DS (27.5") Boost, 120 mm, coil spring / 15 mm thru axle
<b>FORK</b>	MIRANDA Delta (36T)
<b>CRANKSET</b>	SHIMANO Cues U4000 (direct mount)
<b>R/DERAILLEUR</b>	SHIMANO Cues SL-U4000-9R Rapidfire Plus
<b>SHIFTERS</b>	1x9
<b>SPEED</b>	SHIMANO MT200 Hydraulic Disc
<b>BRAKES</b>	SHIMANO MT400-B Disc Center Lock
<b>HUBS</b>	KLS Draft Disc 584x21 (32 holes)
<b>RIMS</b>	SCHWALBE Rapid Rob 57-584 (27.5"x2.25) K-Guard
<b>TYRES</b>	
<b>SIZE</b>	S

**TAYEN R10 ROSE GOLD** (P) 725 Wh / capacity 20 Ah (27.5")

<b>FRAME</b>	KELLYS TAYEN R-series - advanced robotic welded 6-series aluminium alloy / Designed & manufactured in EUROPE / integrated removable battery, 1.5" tapered HT PANASONIC GX Ultimate, 95 Nm, 36 V
<b>MOTOR</b>	PANASONIC Bluetooth® 5.0 navigation Side Color Display
<b>SWITCH UNIT</b>	KELLYS Re-Charge V10 Li-ion internal removable 725 Wh / capacity 20 Ah, powered by BMZ
<b>BATTERY</b>	SR SUNTOUR XCM32 DS (27.5") Boost, 120 mm, coil spring / 15 mm thru axle
<b>FORK</b>	MIRANDA Delta (36T)
<b>CRANKSET</b>	SHIMANO Cues U4000 (direct mount)
<b>SHIFTERS</b>	SHIMANO Cues SL-U4000-9R Rapidfire Plus
<b>R/DERAILLEUR</b>	1x9
<b>SPEED</b>	SHIMANO MT200 Hydraulic Disc
<b>BRAKES</b>	SHIMANO MT400-B Disc Center Lock
<b>HUBS</b>	KLS Draft Disc 584x21 (32 holes)
<b>RIMS</b>	SCHWALBE Rapid Rob 57-584 (27.5"x2.25) K-Guard
<b>TYRES</b>	
<b>SIZE</b>	S

**TAYEN R10 AZURE** (P) 725 Wh / capacity 20 Ah (27.5")

<b>FRAME</b>	KELLYS TAYEN R-series - advanced robotic welded 6-series aluminium alloy / Designed & manufactured in EUROPE / integrated removable battery, 1.5" tapered HT PANASONIC GX Ultimate, 95 Nm, 36 V
<b>MOTOR</b>	PANASONIC Bluetooth® 5.0 navigation Side Color Display
<b>DISPLAY</b>	KELLYS Re-Charge V10 Li-ion internal removable 725 Wh / capacity 20 Ah, powered by BMZ
<b>BATTERY</b>	SR SUNTOUR XCM32 DS (27.5") Boost, 120 mm, coil spring / 15 mm thru axle
<b>FORK</b>	MIRANDA Delta (36T)
<b>CRANKSET</b>	SHIMANO Cues U4000 (direct mount)
<b>R/DERAILLEUR</b>	SHIMANO Cues SL-U4000-9R Rapidfire Plus
<b>SHIFTERS</b>	1x9
<b>SPEED</b>	SHIMANO MT200 Hydraulic Disc
<b>BRAKES</b>	SHIMANO MT400-B Disc Center Lock
<b>HUBS</b>	KLS Draft Disc 584x21 (32 holes)
<b>RIMS</b>	SCHWALBE Rapid Rob 57-584 (27.5"x2.25) K-Guard
<b>TYRES</b>	
<b>SIZE</b>	S

**TYGON R10 RED** (P) 725 Wh / capacity 20 Ah (29")

<b>FRAME</b>	KELLYS TYGON R-series - advanced robotic welded 6-series aluminium alloy / Designed & manufactured in EUROPE / integrated removable battery, 1.5" tapered HT
<b>MOTOR</b>	PANASONIC GX Ultimate, 90 Nm, 36 V
<b>DISPLAY</b>	PANASONIC Bluetooth® 5.0 navigation Side Color Display
<b>BATTERY</b>	KELLYS Re-Charge V10 Li-ion internal removable 725 Wh / capacity 20 Ah, powered by BMZ
<b>FORK</b>	SR SUNTOUR XCM32 DS (29") Boost, 120 mm, coil spring / 15 mm thru axle
<b>CRANKSET</b>	SAMOX (34T)
<b>R/DERAILLEUR</b>	SHIMANO Altus M2000 (direct mount)
<b>SHIFTERS</b>	SHIMANO Altus SL-M2000 Rapidfire Plus
<b>SPEED</b>	1x9
<b>BRAKES</b>	SHIMANO MT200 Hydraulic Disc
<b>HUBS</b>	SHIMANO MT400-B Disc Center Lock
<b>RIMS</b>	KLS Draft Disc 622x21 (32 holes)
<b>TYRES</b>	MITAS Ocelot 54-622 (29"x2.10)
<b>SIZE</b>	M / L

**TYGON R10 FOREST** (P) 725 Wh / capacity 20 Ah (29")

<b>FRAME</b>	KELLYS TYGON R-series - advanced robotic welded 6-series aluminium alloy / Designed & manufactured in EUROPE / integrated removable battery, 1.5" tapered HT
<b>MOTOR</b>	PANASONIC GX Ultimate, 90 Nm, 36 V
<b>DISPLAY</b>	PANASONIC Bluetooth® 5.0 navigation Side Color Display
<b>BATTERY</b>	KELLYS Re-Charge V10 Li-ion internal removable 725 Wh / capacity 20 Ah, powered by BMZ
<b>FORK</b>	SR SUNTOUR XCM32 DS (29") Boost, 120 mm, coil spring / 15 mm thru axle
<b>CRANKSET</b>	SAMOX (34T)
<b>R/DERAILLEUR</b>	SHIMANO Altus M2000 (direct mount)
<b>SHIFTERS</b>	SHIMANO Altus SL-M2000 Rapidfire Plus
<b>SPEED</b>	1x9
<b>BRAKES</b>	SHIMANO MT200 Hydraulic Disc
<b>HUBS</b>	SHIMANO MT400-B Disc Center Lock
<b>RIMS</b>	KLS Draft Disc 622x21 (32 holes)
<b>TYRES</b>	MITAS Ocelot 54-622 (29"x2.10)
<b>SIZE</b>	M / L / XL

**TAYEN R10 PINK** (P) 725 Wh / capacity 20 Ah (29")

<b>FRAME</b>	KELLYS TAYEN R-series - advanced robotic welded 6-series aluminium alloy / Designed & manufactured in EUROPE / integrated removable battery, 1.5" tapered HT
<b>MOTOR</b>	PANASONIC GX Ultimate, 90 Nm, 36 V
<b>DISPLAY</b>	PANASONIC Bluetooth® 5.0 navigation Side Color Display
<b>BATTERY</b>	KELLYS Re-Charge V10 Li-ion internal removable 725 Wh / capacity 20 Ah, powered by BMZ
<b>FORK</b>	SR SUNTOUR XCM32 DS (29") Boost, 120 mm, coil spring / 15 mm thru axle
<b>CRANKSET</b>	SAMOX (34T)
<b>R/DERAILLEUR</b>	SHIMANO Altus M2000 (direct mount)
<b>SHIFTERS</b>	SHIMANO Altus SL-M2000 Rapidfire Plus
<b>SPEED</b>	1x9
<b>BRAKES</b>	SHIMANO MT200 Hydraulic Disc
<b>HUBS</b>	SHIMANO MT400-B Disc Center Lock
<b>RIMS</b>	KLS Draft Disc 622x21 (32 holes)
<b>TYRES</b>	MITAS Ocelot 54-622 (29"x2.10)
<b>SIZE</b>	M / L

**TAYEN R10 SKY BLUE** (P) 725 Wh / capacity 20 Ah (27.5")

<b>FRAME</b>	KELLYS TAYEN R-series - advanced robotic welded 6-series aluminium alloy / Designed & manufactured in EUROPE / integrated removable battery, 1.5" tapered HT
<b>MOTOR</b>	PANASONIC GX Ultimate, 90 Nm, 36 V
<b>DISPLAY</b>	PANASONIC Bluetooth® 5.0 navigation Side Color Display
<b>BATTERY</b>	KELLYS Re-Charge V10 Li-ion internal removable 725 Wh / capacity 20 Ah, powered by BMZ
<b>FORK</b>	SR SUNTOUR XCM32 DS (27.5") Boost, 120 mm, coil spring / 15 mm thru axle
<b>CRANKSET</b>	SAMOX (34T)
<b>R/DERAILLEUR</b>	SHIMANO Altus M2000 (direct mount)
<b>SHIFTERS</b>	SHIMANO Altus SL-M2000 Rapidfire Plus
<b>SPEED</b>	1x9
<b>BRAKES</b>	SHIMANO MT200 Hydraulic Disc
<b>HUBS</b>	SHIMANO MT400-B Disc Center Lock
<b>RIMS</b>	KLS Draft Disc 584x21 (32 holes)
<b>TYRES</b>	MITAS Ocelot 54x584 (27.5"x2.10)
<b>SIZE</b>	S

**TAYEN R10 WHITE** (P) 725 Wh / capacity 20 Ah (27.5")

<b>FRAME</b>	KELLYS TAYEN R-series - advanced robotic welded 6-series aluminium alloy / Designed & manufactured in EUROPE / integrated removable battery, 1.5" tapered HT
<b>MOTOR</b>	PANASONIC GX Ultimate, 90 Nm, 36 V
<b>DISPLAY</b>	PANASONIC Bluetooth® 5.0 navigation Side Color Display
<b>BATTERY</b>	KELLYS Re-Charge V10 Li-ion internal removable 725 Wh / capacity 20 Ah, powered by BMZ
<b>FORK</b>	SR SUNTOUR XCM32 DS (27.5") Boost, 120 mm, coil spring / 15 mm thru axle
<b>CRANKSET</b>	SAMOX (34T)
<b>R/DERAILLEUR</b>	SHIMANO Altus M2000 (direct mount)
<b>SHIFTERS</b>	SHIMANO Altus SL-M2000 Rapidfire Plus
<b>SPEED</b>	1x9
<b>BRAKES</b>	SHIMANO MT200 Hydraulic Disc
<b>HUBS</b>	SHIMANO MT400-B Disc Center Lock
<b>RIMS</b>	KLS Draft Disc 584x21 (32 holes)
<b>TYRES</b>	MITAS Ocelot 54x584 (27.5"x2.10)
<b>SIZE</b>	S

**TAYEN R10 PINK** (P) 725 Wh / capacity 20 Ah (27.5")

<b>FRAME</b>	KELLYS TAYEN R-series - advanced robotic welded 6-series aluminium alloy / Designed & manufactured in EUROPE / integrated removable battery, 1.5" tapered HT
<b>MOTOR</b>	PANASONIC GX Ultimate, 90 Nm, 36 V
<b>DISPLAY</b>	PANASONIC Bluetooth® 5.0 navigation Side Color Display
<b>BATTERY</b>	KELLYS Re-Charge V10 Li-ion internal removable 725 Wh / capacity 20 Ah, powered by BMZ
<b>FORK</b>	SR SUNTOUR XCM32 DS (27.5") Boost, 120 mm, coil spring / 15 mm thru axle
<b>CRANKSET</b>	SAMOX (34T)
<b>R/DERAILLEUR</b>	SHIMANO Altus M2000 (direct mount)
<b>SHIFTERS</b>	SHIMANO Altus SL-M2000 Rapidfire Plus
<b>SPEED</b>	1x9
<b>BRAKES</b>	SHIMANO MT200 Hydraulic Disc
<b>HUBS</b>	SHIMANO MT400-B Disc Center Lock
<b>RIMS</b>	KLS Draft Disc 584x21 (32 holes)
<b>TYRES</b>	MITAS Ocelot 54x584 (27.5"x2.10)
<b>SIZE</b>	S

**ESTIMA X70** (P) 820 Wh / capacity 23 Ah

<b>FRAME</b>	KELLYS ESTIMA series - advanced robotic welded 6-series aluminium alloy / Designed & manufactured in EUROPE / integrated removable battery, 1.5" tapered HT
<b>MOTOR</b>	PANASONIC GX Ultimate, 95 Nm, 36 V
<b>BATTERY</b>	KELLYS Re-Charge V10 Li-ion internal removable 820 Wh / capacity 23 Ah, powered by BMZ
<b>DISPLAY</b>	PANASONIC Bluetooth® 5.0 navigation Side Color Display
<b>FORK</b>	FOX AWL (27.5") Boost, 120 mm, EVOL air / RAIL damper
<b>CRANKSET</b>	MIRANDA Delta (36T)
<b>R/DERAILLEUR</b>	SHIMANO Deore XT Linkglide M8130 (direct mount)
<b>SHIFTERS</b>	SHIMANO Deore XT Linkglide SL-M8130-R Rapidfire Plus
<b>SPEED</b>	1x11
<b>BRAKES</b>	SHIMANO MT420 Hydraulic Disc
<b>HUBS</b>	SHIMANO MT400-B Disc Center Lock
<b>RIMS</b>	KLS Valor 3 Disc 584x30 (32 holes)
<b>TYRES</b>	SCHWALBE Johnny Watts Performance 65-584 (27.5"x2.60) RaceGuard, ADDIX, ReflectiveLine
<b>SEAT POST</b>	KS Rage-iS Remote Telescopic - travel 125mm
<b>LIGHTING</b>	TRELOCK Airflow 100 / TRELOCK Duo Flat
<b>ACCESSORIES</b>	carrier, alloy fenders, adjustable kickstand, bell

**SIZE** S / M / L

**ESTIMA X40 ANTHRACITE** (P) 725 Wh / capacity 20 Ah

<b>FRAME</b>	KELLYS ESTIMA series - advanced robotic welded 6-series aluminium alloy / Designed & manufactured in EUROPE / integrated removable battery, 1.5" tapered HT
<b>MOTOR</b>	PANASONIC GX Ultimate, 95 Nm, 36 V
<b>BATTERY</b>	KELLYS Re-Charge V10 Li-ion internal removable 725 Wh / capacity 20 Ah, powered by BMZ
<b>DISPLAY</b>	PANASONIC Bluetooth® 5.0 navigation Side Color Display
<b>FORK</b>	ROCK SHOX 35 Silver TK (27.5") Boost, 100 mm, Solo Air
<b>CRANKSET</b>	MIRANDA Delta (36T)
<b>R/DERAILLEUR</b>	SHIMANO Cues U4000 (direct mount)
<b>SHIFTERS</b>	SHIMANO Cues SL-U4000-9R Rapidfire Plus
<b>SPEED</b>	1x9
<b>BRAKES</b>	SHIMANO MT200 Hydraulic Disc
<b>HUBS</b>	SHIMANO MT400-B Disc Center Lock
<b>RIMS</b>	KLS Valor 3 Disc 584x30 (32 holes)
<b>TYRES</b>	SCHWALBE Smart Sam Active 60-584 (27.5"x2.35) K-Guard, ReflectiveLine
<b>LIGHTING</b>	TRELOCK Veo 50 / TRELOCK Duo Flat
<b>ACCESSORIES</b>	carrier, alloy fenders, adjustable kickstand, bell

**SIZE** S / M / L

**ESTIMA X40 ROSE GOLD** (P) 725 Wh / capacity 20 Ah

<b>FRAME</b>	KELLYS ESTIMA series - advanced robotic welded 6-series aluminium alloy / Designed & manufactured in EUROPE / integrated removable battery, 1.5" tapered HT
<b>MOTOR</b>	PANASONIC GX Ultimate, 95 Nm, 36 V
<b>BATTERY</b>	KELLYS Re-Charge V10 Li-ion internal removable 725 Wh / capacity 20 Ah, powered by BMZ
<b>DISPLAY</b>	PANASONIC Bluetooth® 5.0 navigation Side Color Display
<b>FORK</b>	ROCK SHOX 35 Silver TK (27.5") Boost, 100 mm, Solo Air
<b>CRANKSET</b>	MIRANDA Delta (36T)
<b>R/DERAILLEUR</b>	SHIMANO Cues U4000 (direct mount)
<b>SHIFTERS</b>	SHIMANO Cues SL-U4000-9R Rapidfire Plus
<b>SPEED</b>	1x9
<b>BRAKES</b>	SHIMANO MT200 Hydraulic Disc
<b>HUBS</b>	SHIMANO MT400-B Disc Center Lock
<b>RIMS</b>	KLS Valor 3 Disc 584x30 (32 holes)
<b>TYRES</b>	SCHWALBE Smart Sam Active 60-584 (27.5"x2.35) K-Guard, ReflectiveLine
<b>LIGHTING</b>	TRELOCK Veo 50 / TRELOCK Duo Flat
<b>ACCESSORIES</b>	carrier, alloy fenders, adjustable kickstand, bell

**SIZE** S / M / L

**E-CARSON 90 ATB STEEL BLUE** (P) 725 Wh / capacity 20 Ah

<b>FRAME</b>	KELLYS E-CARSON R-series - advanced robotic welded 6-series aluminium alloy / Designed & manufactured in EUROPE / integrated removable battery, 1.5" tapered HT
<b>MOTOR</b>	PANASONIC GX Ultimate, 95 Nm, 36 V
<b>BATTERY</b>	KELLYS Re-Charge V10 Li-ion internal removable 725 Wh / capacity 20 Ah, powered by BMZ
<b>DISPLAY</b>	PANASONIC Bluetooth® 5.0 navigation Side Color Display
<b>FORK</b>	ROCK SHOX Recon GOLD RL (29") Boost, 100 mm, DebonAir
<b>CRANKSET</b>	MIRANDA Delta (36T)
<b>R/DERAILLEUR</b>	SHIMANO Deore XT Linkglide M8130 (direct mount)
<b>SHIFTERS</b>	SHIMANO Deore XT Linkglide SL-M8130-R Rapidfire Plus 1x11
<b>SPEED</b>	
<b>BRAKES</b>	SHIMANO MT410 Hydraulic Disc
<b>HUBS</b>	SHIMANO MT400-B / Alivio M4050 Disc Center Lock
<b>RIMS</b>	KLS Valor 3 Disc 622x30 (32 holes)
<b>TYRES</b>	SCHWALBE Smart Sam Performance 57-622 (29"x2.25) ADDIX, ReflectiveLine
<b>LIGHTING</b>	TRELOCK Veo 50 / TRELOCK Duo Flat
<b>ACCESSORIES</b>	alloy carrier, alloy fenders, adjustable kickstand, bell
<b>SIZE</b>	M / L

**E-CARSON 90 ATB GREY** (P) 725 Wh / capacity 20 Ah

<b>FRAME</b>	KELLYS E-CARSON R-series - advanced robotic welded 6-series aluminium alloy / Designed & manufactured in EUROPE / integrated removable battery, 1.5" tapered HT
<b>MOTOR</b>	PANASONIC GX Ultimate, 95 Nm, 36 V
<b>BATTERY</b>	KELLYS Re-Charge V10 Li-ion internal removable 725 Wh / capacity 20 Ah, powered by BMZ
<b>DISPLAY</b>	PANASONIC Bluetooth® 5.0 navigation Side Color Display
<b>FORK</b>	ROCK SHOX Recon GOLD RL (29") Boost, 100 mm, DebonAir
<b>CRANKSET</b>	SAMOX (38T)
<b>R/DERAILLEUR</b>	SHIMANO Deore XT Linkglide M8130 (direct mount)
<b>SHIFTERS</b>	SHIMANO Deore XT Linkglide SL-M8130-R Rapidfire Plus 1x11
<b>SPEED</b>	
<b>BRAKES</b>	SHIMANO MT410 Hydraulic Disc
<b>HUBS</b>	SHIMANO MT400-B / Alivio M4050 Disc Center Lock
<b>RIMS</b>	KLS Valor 3 Disc 622x30 (32 holes)
<b>TYRES</b>	SCHWALBE Smart Sam Performance 57-622 (29"x2.25) ADDIX, ReflectiveLine
<b>LIGHTING</b>	TRELOCK Veo 50 / TRELOCK Duo Flat
<b>ACCESSORIES</b>	alloy carrier, alloy fenders, adjustable kickstand, bell
<b>SIZE</b>	M / L

**E-CRISTY 90 ATB MAGIC GREEN** (P) 725 Wh / capacity 20 Ah

<b>FRAME</b>	KELLYS E-CRISTY R-series - advanced robotic welded 6-series aluminium alloy / Designed & manufactured in EUROPE / integrated removable battery, 1.5" tapered HT
<b>MOTOR</b>	PANASONIC GX Ultimate, 95 Nm, 36 V
<b>BATTERY</b>	KELLYS Re-Charge V10 Li-ion internal removable 725 Wh / capacity 20 Ah, powered by BMZ
<b>DISPLAY</b>	PANASONIC Bluetooth® 5.0 navigation Side Color Display
<b>FORK</b>	ROCK SHOX Recon GOLD RL (29") Boost, 100 mm, DebonAir
<b>CRANKSET</b>	MIRANDA Delta (36T)
<b>R/DERAILLEUR</b>	SHIMANO Deore XT Linkglide M8130 (direct mount)
<b>SHIFTERS</b>	SHIMANO Deore XT Linkglide SL-M8130-R Rapidfire Plus 1x11
<b>SPEED</b>	
<b>BRAKES</b>	SHIMANO MT410 Hydraulic Disc
<b>HUBS</b>	SHIMANO MT400-B / Alivio M4050 Disc Center Lock
<b>RIMS</b>	KLS Valor 3 Disc 622x30 (32 holes)
<b>TYRES</b>	SCHWALBE Smart Sam Performance 57-622 (29"x2.25) ADDIX, ReflectiveLine
<b>LIGHTING</b>	TRELOCK Veo 50 / TRELOCK Duo Flat
<b>ACCESSORIES</b>	alloy carrier, alloy fenders, adjustable kickstand, bell
<b>SIZE</b>	S / M

**E-CRISTY 90 ATB GREY (P)** 725 Wh / capacity 20 Ah

<b>FRAME</b>	KELLYS E-CRISTY R-series - advanced robotic welded 6-series aluminium alloy / Designed & manufactured in EUROPE / integrated removable battery, 1.5" tapered HT
<b>MOTOR</b>	PANASONIC GX Ultimate, 95 Nm, 36 V
<b>BATTERY</b>	KELLYS Re-Charge V10 Li-ion internal removable 725 Wh / capacity 20 Ah, powered by BMZ
<b>DISPLAY</b>	PANASONIC Bluetooth® 5.0 navigation Side Color Display
<b>FORK</b>	ROCK SHOX Recon GOLD RL (29") Boost, 100 mm, DebonAir
<b>CRANKSET</b>	SAMOX (38T)
<b>R/DERAILLEUR</b>	SHIMANO Deore XT Linkglide M8130 (direct mount)
<b>SHIFTERS</b>	SHIMANO Deore XT Linkglide SL-M8130-R Rapidfire Plus
<b>SPEED</b>	1x11
<b>BRAKES</b>	SHIMANO MT410 Hydraulic Disc
<b>HUBS</b>	SHIMANO MT400-B / Alivio M4050 Disc Center Lock
<b>RIMS</b>	KLS Valor 3 Disc 622x30 (32 holes)
<b>TYRES</b>	SCHWALBE Smart Sam Performance 57-622 (29"x2.25) ADDIX, ReflectiveLine
<b>LIGHTING</b>	TRELOCK Veo 50 / TRELOCK Duo Flat
<b>ACCESSORIES</b>	alloy carrier, alloy fenders, adjustable kickstand, bell
<b>SIZE</b>	S / M

**E-CARSON 70 GRAPHITE BOREALIS (P)** 820 Wh / capacity 23 Ah

<b>FRAME</b>	KELLYS E-CARSON R-series - advanced robotic welded 6-series aluminium alloy / Designed & manufactured in EUROPE / integrated removable battery, 1.5" tapered HT
<b>MOTOR</b>	PANASONIC GX Ultimate, 95 Nm, 36 V
<b>BATTERY</b>	KELLYS Re-Charge V10 Li-ion internal removable 820 Wh / capacity 23 Ah, powered by BMZ
<b>DISPLAY</b>	PANASONIC Bluetooth® 5.0 navigation Side Color Display
<b>FORK</b>	ROCK SHOX Recon Silver RL (29") Boost, 100 mm, Solo Air
<b>CRANKSET</b>	MIRANDA Delta (36T)
<b>R/DERAILLEUR</b>	SHIMANO Deore XT Linkglide M8130 (direct mount)
<b>SHIFTERS</b>	SHIMANO Deore XT SL-M8130-R Rapidfire Plus
<b>SPEED</b>	1x10
<b>BRAKES</b>	SHIMANO MT200 Hydraulic Disc
<b>HUBS</b>	SHIMANO Deore TC500-B / Alivio M4050 Disc Center Lock
<b>RIMS</b>	KLS Draft 23 Disc 622x23 (32 holes)
<b>TYRES</b>	SCHWALBE Marathon Almotion Performance 55-622 (28"x2.15) ReflectiveLine
<b>LIGHTING</b>	TRELOCK Veo 50 / TRELOCK Duo Flat
<b>ACCESSORIES</b>	alloy carrier, alloy fenders, adjustable kickstand, bell
<b>SIZE</b>	M / L / XL

**E-CARSON 70 (P)** 725 Wh / capacity 20 Ah

<b>FRAME</b>	KELLYS E-CARSON R-series - advanced robotic welded 6-series aluminium alloy / Designed & manufactured in EUROPE / integrated removable battery, 1.5" tapered HT
<b>MOTOR</b>	PANASONIC GX Ultimate, 95 Nm, 36 V
<b>BATTERY</b>	KELLYS Re-Charge V10 Li-ion internal removable 725 Wh / capacity 20 Ah, powered by BMZ
<b>DISPLAY</b>	PANASONIC Bluetooth® 5.0 navigation Side Color Display
<b>FORK</b>	ROCK SHOX Recon Silver RL (29") Boost, 100 mm, Solo Air
<b>CRANKSET</b>	MIRANDA Delta (36T)
<b>R/DERAILLEUR</b>	SHIMANO Cues U6000 (direct mount)
<b>SHIFTERS</b>	SHIMANO Cues SL-U6000-10R Rapidfire Plus
<b>SPEED</b>	1x10
<b>BRAKES</b>	SHIMANO MT200 Hydraulic Disc
<b>HUBS</b>	SHIMANO MT400-B / Alivio M4050 Disc Center Lock
<b>RIMS</b>	KLS Draft Disc 622x21 (32 holes)
<b>TYRES</b>	SCHWALBE Marathon Almotion Performance 55-622 (28"x2.15) ReflectiveLine
<b>LIGHTING</b>	TRELOCK Veo 50 / TRELOCK Duo Flat
<b>ACCESSORIES</b>	alloy carrier, alloy fenders, adjustable kickstand, bell
<b>SIZE</b>	M / L / XL

## E-CRISTY 70 GRAPHITE BOREALIS (P) 820 Wh / capacity 23 Ah



<b>FRAME</b>	KELLYS E-CRISTY R-series - advanced robotic welded 6-series aluminium alloy / Designed & manufactured in EUROPE / integrated removable battery, 1.5" tapered HT
<b>MOTOR</b>	PANASONIC GX Ultimate, 95 Nm, 36 V
<b>BATTERY</b>	KELLYS Re-Charge V10 Li-ion internal removable 820 Wh / capacity 23 Ah, powered by BMZ
<b>DISPLAY</b>	PANASONIC Bluetooth® 5.0 navigation Side Color Display
<b>FORK</b>	ROCK SHOX Recon Silver RL (29") Boost, 100 mm, Solo Air
<b>CRANKSET</b>	MIRANDA Delta (36T)
<b>R/DERAILLEUR</b>	SHIMANO Deore XT Linkglide M8130 (direct mount)
<b>SHIFTERS</b>	SHIMANO Deore XT SL-M8130-R Rapidfire Plus
<b>SPEED</b>	1x10
<b>BRAKES</b>	SHIMANO MT200 Hydraulic Disc
<b>HUBS</b>	SHIMANO Deore TC500-B / Alivio M4050 Disc Center Lock
<b>RIMS</b>	KLS Draft 23 Disc 622x23 (32 holes)
<b>TYRES</b>	SCHWALBE Marathon Almotion Performance 55-622 (28"x2.15) ReflectiveLine
<b>LIGHTING</b>	TRELOCK Veo 50 / TRELOCK Duo Flat
<b>ACCESSORIES</b>	alloy carrier, alloy fenders, adjustable kickstand, bell
<b>SIZE</b>	S / M

## E-CRISTY 70 (P) 725 Wh / capacity 20 Ah



<b>FRAME</b>	KELLYS E-CRISTY R-series - advanced robotic welded 6-series aluminium alloy / Designed & manufactured in EUROPE / integrated removable battery, 1.5" tapered HT
<b>MOTOR</b>	PANASONIC GX Ultimate, 95 Nm, 36 V
<b>BATTERY</b>	KELLYS Re-Charge V10 Li-ion internal removable 725 Wh / capacity 20 Ah, powered by BMZ
<b>DISPLAY</b>	PANASONIC Bluetooth® 5.0 navigation Side Color Display
<b>FORK</b>	ROCK SHOX Recon Silver RL (29") Boost, 100 mm, Solo Air
<b>CRANKSET</b>	MIRANDA Delta (36T)
<b>R/DERAILLEUR</b>	SHIMANO Cues U6000 (direct mount)
<b>SHIFTERS</b>	SHIMANO Cues SL-U6000-10R Rapidfire Plus
<b>SPEED</b>	1x10
<b>BRAKES</b>	SHIMANO MT200 Hydraulic Disc
<b>HUBS</b>	SHIMANO MT400-B / Alivio M4050 Disc Center Lock
<b>RIMS</b>	KLS Draft Disc 622x21 (32 holes)
<b>TYRES</b>	SCHWALBE Marathon Almotion Performance 55-622 (28"x2.15) ReflectiveLine
<b>LIGHTING</b>	TRELOCK Veo 50 / TRELOCK Duo Flat
<b>ACCESSORIES</b>	alloy carrier, alloy fenders, adjustable kickstand, bell
<b>SIZE</b>	S / M

## E-CARSON 30 ANTHRACITE (P) 725 Wh / capacity 20 Ah



<b>FRAME</b>	KELLYS E-CARSON R-series - advanced robotic welded 6-series aluminium alloy / Designed & manufactured in EUROPE / integrated removable battery, 1.5" tapered HT
<b>MOTOR</b>	PANASONIC GX Ultimate, 95 Nm, 36 V
<b>BATTERY</b>	KELLYS Re-Charge V10 Li-ion internal removable 725 Wh / capacity 20 Ah, powered by BMZ
<b>DISPLAY</b>	PANASONIC Bluetooth® 5.0 navigation Side Color Display
<b>FORK</b>	SR SUNTOUR NVX30 NLO DS (29"), 100 mm, coil spring
<b>CRANKSET</b>	MIRANDA Delta (36T)
<b>R/DERAILLEUR</b>	SHIMANO Cues U4000 (direct mount)
<b>SHIFTERS</b>	SHIMANO Cues SL-U4000-9R Rapidfire Plus
<b>SPEED</b>	1x9
<b>BRAKES</b>	SHIMANO MT200 Hydraulic Disc
<b>HUBS</b>	SHIMANO TX505 Disc Center Lock
<b>RIMS</b>	KLS Draft Disc 622x21 (32 holes)
<b>TYRES</b>	IMPAC Bigpac 55-622 (28"x2.15) TwinSkin, ReflectiveLine
<b>LIGHTING</b>	AXA Compactline 35 / TRELOCK Duo Flat
<b>ACCESSORIES</b>	alloy carrier, plastic fenders, adjustable kickstand, bell
<b>SIZE</b>	M / L / XL

## E-CARSON 30 MAGIC BLUE (P) 725 Wh / capacity 20 Ah



<b>FRAME</b>	KELLYS E-CARSON R-series - advanced robotic welded 6-series aluminium alloy / Designed & manufactured in EUROPE / integrated removable battery, 1.5" tapered HT
<b>MOTOR</b>	PANASONIC GX Ultimate, 95 Nm, 36 V
<b>BATTERY</b>	KELLYS Re-Charge V10 Li-ion internal removable 725 Wh / capacity 20 Ah, powered by BMZ
<b>DISPLAY</b>	PANASONIC Bluetooth® 5.0 navigation Side Color Display
<b>FORK</b>	SR SUNTOUR NVX30 NLO DS (29"), 100 mm, coil spring
<b>CRANKSET</b>	MIRANDA Delta (36T)
<b>R/DERAILLEUR</b>	SHIMANO Cues U4000 (direct mount)
<b>SHIFTERS</b>	SHIMANO Cues SL-U4000-9R Rapidfire Plus
<b>SPEED</b>	1x9
<b>BRAKES</b>	SHIMANO MT200 Hydraulic Disc
<b>HUBS</b>	SHIMANO TX505 Disc Center Lock
<b>RIMS</b>	KLS Draft Disc 622x21 (32 holes)
<b>TYRES</b>	IMPAC Bigpac 55-622 (28"x2.15) TwinSkin, ReflectiveLine
<b>LIGHTING</b>	AXA Compactline 35 / TRELOCK Duo Flat
<b>ACCESSORIES</b>	alloy carrier, plastic fenders, adjustable kickstand, bell
<b>SIZE</b>	M / L / XL

## E-CRISTY 30 MAGIC GREEN (P) 725 Wh / capacity 20 Ah



<b>FRAME</b>	KELLYS E-CRISTY R-series - advanced robotic welded 6-series aluminium alloy / Designed & manufactured in EUROPE / integrated removable battery, 1.5" tapered HT
<b>MOTOR</b>	PANASONIC GX Ultimate, 95 Nm, 36 V
<b>BATTERY</b>	KELLYS Re-Charge V10 Li-ion internal removable 725 Wh / capacity 20 Ah, powered by BMZ
<b>DISPLAY</b>	PANASONIC Bluetooth® 5.0 navigation Side Color Display
<b>FORK</b>	SR SUNTOUR NVX30 NLO DS (29"), 100 mm, coil spring
<b>CRANKSET</b>	MIRANDA Delta (36T)
<b>R/DERAILLEUR</b>	SHIMANO Cues U4000 (direct mount)
<b>SHIFTERS</b>	SHIMANO Cues SL-U4000-9R Rapidfire Plus
<b>SPEED</b>	1x9
<b>BRAKES</b>	SHIMANO MT200 Hydraulic Disc
<b>HUBS</b>	SHIMANO TX505 Disc Center Lock
<b>RIMS</b>	KLS Draft Disc 622x21 (32 holes)
<b>TYRES</b>	IMPAC Bigpac 55-622 (28"x2.15) TwinSkin, ReflectiveLine
<b>LIGHTING</b>	AXA Compactline 35 / TRELOCK Duo Flat
<b>ACCESSORIES</b>	alloy carrier, plastic fenders, adjustable kickstand, bell
<b>SIZE</b>	S / M / L

## E-CRISTY 30 ANTHRACITE (P) 725 Wh / capacity 20 Ah



<b>FRAME</b>	KELLYS E-CRISTY R-series - advanced robotic welded 6-series aluminium alloy / Designed & manufactured in EUROPE / integrated removable battery, 1.5" tapered HT
<b>MOTOR</b>	PANASONIC GX Ultimate, 95 Nm, 36 V
<b>BATTERY</b>	KELLYS Re-Charge V10 Li-ion internal removable 725 Wh / capacity 20 Ah, powered by BMZ
<b>DISPLAY</b>	PANASONIC Bluetooth® 5.0 navigation Side Color Display
<b>FORK</b>	SR SUNTOUR NVX30 NLO DS (29"), 100 mm, coil spring
<b>CRANKSET</b>	MIRANDA Delta (36T)
<b>R/DERAILLEUR</b>	SHIMANO Cues U4000 (direct mount)
<b>SHIFTERS</b>	SHIMANO Cues SL-U4000-9R Rapidfire Plus
<b>SPEED</b>	1x9
<b>BRAKES</b>	SHIMANO MT200 Hydraulic Disc
<b>HUBS</b>	SHIMANO TX505 Disc Center Lock
<b>RIMS</b>	KLS Draft Disc 622x21 (32 holes)
<b>TYRES</b>	IMPAC Bigpac 55-622 (28"x2.15) TwinSkin, ReflectiveLine
<b>LIGHTING</b>	AXA Compactline 35 / TRELOCK Duo Flat
<b>ACCESSORIES</b>	alloy carrier, plastic fenders, adjustable kickstand, bell
<b>SIZE</b>	S / M / L

### E-CRISTY 30 ROSE GOLD (P) 725 Wh / capacity 20 Ah



<b>FRAME</b>	KKELLYS E-CRISTY R-series - advanced robotic welded 6-series aluminium alloy / Designed & manufactured in EUROPE / integrated removable battery, 1.5" tapered HT
<b>MOTOR</b>	PANASONIC GX Ultimate, 95 Nm, 36 V
<b>BATTERY</b>	KELLYS Re-Charge V10 Li-ion internal removable 725 Wh / capacity 20 Ah, powered by BMZ
<b>DISPLAY</b>	PANASONIC Bluetooth® 5.0 navigation Side Color Display
<b>FORK</b>	SR SUNTOUR NVX30 NLO DS (29"), 100 mm, coil spring
<b>CRANKSET</b>	MIRANDA Delta (36T)
<b>R/DERAILLEUR</b>	SHIMANO Cues U4000 (direct mount)
<b>SHIFTERS</b>	SHIMANO Cues SL-U4000-9R Rapidfire Plus
<b>SPEED</b>	1x9
<b>BRAKES</b>	SHIMANO MT200 Hydraulic Disc
<b>HUBS</b>	SHIMANO TX505 Disc Center Lock
<b>RIMS</b>	KLS Draft Disc 622x21 (32 holes)
<b>TYRES</b>	IMPAC Bigpac 55-622 (28"x2.15) TwinSkin, ReflectiveLine
<b>LIGHTING</b>	AXA Compactline 35 / TRELOCK Duo Flat
<b>ACCESSORIES</b>	alloy carrier, plastic fenders, adjustable kickstand, bell
<b>SIZE</b>	S / M / L

### E-CARSON 30 BLUE (P) 725 Wh / capacity 20 Ah



<b>FRAME</b>	KELLYS E-CARSON R-series - advanced robotic welded 6-series aluminium alloy / Designed & manufactured in EUROPE / integrated removable battery, 1.5" tapered HT
<b>MOTOR</b>	PANASONIC GX Ultimate, 95 Nm, 36 V
<b>BATTERY</b>	KELLYS Re-Charge V10 Li-ion internal removable 725 Wh / capacity 20 Ah, powered by BMZ
<b>DISPLAY</b>	PANASONIC Bluetooth® 5.0 navigation Side Color Display
<b>FORK</b>	SR SUNTOUR NVX30 NLO DS (29"), 100 mm, coil spring
<b>CRANKSET</b>	SAMOX (38T)
<b>R/DERAILLEUR</b>	SHIMANO Altus M2000 (direct mount)
<b>SHIFTERS</b>	SHIMANO Altus SL-M2000 Rapidfire Plus
<b>SPEED</b>	1x9
<b>BRAKES</b>	Shimano MT200 Hydraulic Disc
<b>HUBS</b>	SHIMANO TX505 Disc Center Lock
<b>RIMS</b>	KLS Draft Disc 622x21 (32 holes)
<b>TYRES</b>	IMPAC Bigpac 55-622 (28"x2.15) TwinSkin, ReflectiveLine
<b>LIGHTING</b>	AXA Compactline 35 / TRELOCK Duo Flat
<b>ACCESSORIES</b>	alloy carrier, plastic fenders, adjustable kickstand, bell
<b>SIZE</b>	M / L / XL

### E-CARSON 30 GREY (P) 725 Wh / capacity 20 Ah



<b>FRAME</b>	KELLYS E-CARSON R-series - advanced robotic welded 6-series aluminium alloy / Designed & manufactured in EUROPE / integrated removable battery, 1.5" tapered HT
<b>MOTOR</b>	PANASONIC GX Ultimate, 95 Nm, 36 V
<b>BATTERY</b>	KELLYS Re-Charge V10 Li-ion internal removable 725 Wh / capacity 20 Ah, powered by BMZ
<b>DISPLAY</b>	PANASONIC Bluetooth® 5.0 navigation Side Color Display
<b>FORK</b>	SR SUNTOUR NVX30 NLO DS (29"), 100 mm, coil spring
<b>CRANKSET</b>	SAMOX (38T)
<b>R/DERAILLEUR</b>	SHIMANO Altus M2000 (direct mount)
<b>SHIFTERS</b>	SHIMANO Altus SL-M2000 Rapidfire Plus
<b>SPEED</b>	1x9
<b>BRAKES</b>	Shimano MT200 Hydraulic Disc
<b>HUBS</b>	SHIMANO TX505 Disc Center Lock
<b>RIMS</b>	KLS Draft Disc 622x21 (32 holes)
<b>TYRES</b>	IMPAC Bigpac 55-622 (28"x2.15) TwinSkin, ReflectiveLine
<b>LIGHTING</b>	AXA Compactline 35 / TRELOCK Duo Flat
<b>ACCESSORIES</b>	alloy carrier, plastic fenders, adjustable kickstand, bell
<b>SIZE</b>	M / L / XL

**E-CRISTY 30 SKY BLUE** (P) 725 Wh / capacity 20 Ah

<b>FRAME</b>	KELLYS E-CRISTY R-series - advanced robotic welded 6-series aluminium alloy / Designed & manufactured in EUROPE / integrated removable battery, 1.5" tapered HT
<b>MOTOR</b>	PANASONIC GX Ultimate, 95 Nm, 36 V
<b>BATTERY</b>	KELLYS Re-Charge V10 Li-ion internal removable 725 Wh / capacity 20 Ah, powered by BMZ
<b>DISPLAY</b>	PANASONIC Bluetooth® 5.0 navigation Side Color Display
<b>FORK</b>	SR SUNTOUR NVX30 NLO DS (29"), 100 mm, coil spring
<b>CRANKSET</b>	SAMOX (38T)
<b>R/DERAILLEUR</b>	SHIMANO Altus M2000 (direct mount)
<b>SHIFTERS</b>	SHIMANO Altus SL-M2000 Rapidfire Plus
<b>SPEED</b>	1x9
<b>BRAKES</b>	Shimano MT200 Hydraulic Disc
<b>HUBS</b>	SHIMANO TX505 Disc Center Lock
<b>RIMS</b>	KLS Draft Disc 622x21 (32 holes)
<b>TYRES</b>	IMPAC Bigpac 55-622 (28"x2.15) TwinSkin, ReflectiveLine
<b>LIGHTING</b>	AXA Compactline 35 / TRELOCK Duo Flat
<b>ACCESSORIES</b>	alloy carrier, plastic fenders, adjustable kickstand, bell
<b>SIZE</b>	S / M / L

**E-CRISTY 30 GREY** (P) 725 Wh / capacity 20 Ah

<b>FRAME</b>	KELLYS E-CRISTY R-series - advanced robotic welded 6-series aluminium alloy / Designed & manufactured in EUROPE / integrated removable battery, 1.5" tapered HT
<b>MOTOR</b>	PANASONIC GX Ultimate, 95 Nm, 36 V
<b>BATTERY</b>	KELLYS Re-Charge V10 Li-ion internal removable 725 Wh / capacity 20 Ah, powered by BMZ
<b>DISPLAY</b>	PANASONIC Bluetooth® 5.0 navigation Side Color Display
<b>FORK</b>	SR SUNTOUR NVX30 NLO DS (29"), 100 mm, coil spring
<b>CRANKSET</b>	SAMOX (38T)
<b>R/DERAILLEUR</b>	SHIMANO Altus M2000 (direct mount)
<b>SHIFTERS</b>	SHIMANO Altus SL-M2000 Rapidfire Plus
<b>SPEED</b>	1x9
<b>BRAKES</b>	Shimano MT200 Hydraulic Disc
<b>HUBS</b>	SHIMANO TX505 Disc Center Lock
<b>RIMS</b>	KLS Draft Disc 622x21 (32 holes)
<b>TYRES</b>	IMPAC Bigpac 55-622 (28"x2.15) TwinSkin, ReflectiveLine
<b>LIGHTING</b>	AXA Compactline 35 / TRELOCK Duo Flat
<b>ACCESSORIES</b>	alloy carrier, plastic fenders, adjustable kickstand, bell
<b>SIZE</b>	S / M / L

**E-CRISTY 30 WHITE** (P) 725 Wh / capacity 20 Ah

<b>FRAME</b>	KELLYS E-CRISTY R-series - advanced robotic welded 6-series aluminium alloy / Designed & manufactured in EUROPE / integrated removable battery, 1.5" tapered HT
<b>MOTOR</b>	PANASONIC GX Ultimate, 95 Nm, 36 V
<b>BATTERY</b>	KELLYS Re-Charge V10 Li-ion internal removable 725 Wh / capacity 20 Ah, powered by BMZ
<b>DISPLAY</b>	PANASONIC Bluetooth® 5.0 navigation Side Color Display
<b>FORK</b>	SR SUNTOUR NVX30 NLO DS (29"), 100 mm, coil spring
<b>CRANKSET</b>	SAMOX (38T)
<b>R/DERAILLEUR</b>	SHIMANO Altus M2000 (direct mount)
<b>SHIFTERS</b>	SHIMANO Altus SL-M2000 Rapidfire Plus
<b>SPEED</b>	1x9
<b>BRAKES</b>	Shimano MT200 Hydraulic Disc
<b>HUBS</b>	SHIMANO TX505 Disc Center Lock
<b>RIMS</b>	KLS Draft Disc 622x21 (32 holes)
<b>TYRES</b>	IMPAC Bigpac 55-622 (28"x2.15) TwinSkin, ReflectiveLine
<b>LIGHTING</b>	AXA Compactline 35 / TRELOCK Duo Flat
<b>ACCESSORIES</b>	alloy carrier, plastic fenders, adjustable kickstand, bell
<b>SIZE</b>	S / M / L

**E-CARSON 10 BLACK** (SH) 630 Wh / capacity 17.5 Ah



<b>FRAME</b>	KELLYS e-FRAME Tour Profile Aluminium alloy, tapered HT, semi-integrated battery, integrated kickstand mount
<b>MOTOR</b>	SHIMANO STEPS E5000, 36 V
<b>BATTERY</b>	SHIMANO BT-E8016, 630 Wh / capacity 17.5 Ah
<b>DISPLAY</b>	SHIMANO SC-E5000 cycle computer with assist switch
<b>FORK</b>	SR SUNTOUR NVX30 NLO DS (29"), 80 mm, coil spring
<b>CRANKSET</b>	SHIMANO E5000 (38T)
<b>R/DERAILLEUR</b>	SHIMANO Cues U4000 (direct mount)
<b>SHIFTERS</b>	SHIMANO Cues SL-U4000-9 Rapidfire Plus
<b>SPEED</b>	1x9
<b>BRAKES</b>	SHIMANO MT200 Hydraulic Disc
<b>HUBS</b>	SHIMANO TX505 Disc Center Lock
<b>RIMS</b>	KLS Draft Disc 622x21 (32 holes)
<b>TYRES</b>	IMPAC Bigpac 55-622 (28"x2.15) TwinSkin, ReflectiveLine
<b>LIGHTING</b>	AXA Compactline 35 / TRELOCK Duo Flat
<b>ACCESSORIES</b>	alloy carrier, plastic fenders, adjustable kickstand, bell
<b>SIZE</b>	M / L

**E-CARSON 10 TEAL** (SH) 630 Wh / capacity 17.5 Ah



<b>FRAME</b>	KELLYS e-FRAME Tour Profile Aluminium alloy, tapered HT, semi-integrated battery, integrated kickstand mount
<b>MOTOR</b>	SHIMANO STEPS E5000, 36 V
<b>BATTERY</b>	SHIMANO BT-E8016, 630 Wh / capacity 17.5 Ah
<b>DISPLAY</b>	SHIMANO SC-E5000 cycle computer with assist switch
<b>FORK</b>	SR SUNTOUR NVX30 NLO DS (29"), 80 mm, coil spring
<b>CRANKSET</b>	SHIMANO E5000 (38T)
<b>R/DERAILLEUR</b>	SHIMANO Cues U4000 (direct mount)
<b>SHIFTERS</b>	SHIMANO Cues SL-U4000-9 Rapidfire Plus
<b>SPEED</b>	1x9
<b>BRAKES</b>	SHIMANO MT200 Hydraulic Disc
<b>HUBS</b>	SHIMANO TX505 Disc Center Lock
<b>RIMS</b>	KLS Draft Disc 622x21 (32 holes)
<b>TYRES</b>	IMPAC Bigpac 55-622 (28"x2.15) TwinSkin, ReflectiveLine
<b>LIGHTING</b>	AXA Compactline 35 / TRELOCK Duo Flat
<b>ACCESSORIES</b>	alloy carrier, plastic fenders, adjustable kickstand, bell
<b>SIZE</b>	M / L

**E-CRISTY 10 SKY BLUE** (SH) 630 Wh / capacity 17.5 Ah



<b>FRAME</b>	KELLYS e-FRAME Tour Lady Profile Aluminium alloy, tapered HT, semi-integrated battery, integrated kickstand mount
<b>MOTOR</b>	SHIMANO STEPS E5000, 36 V
<b>BATTERY</b>	SHIMANO BT-E8016, 630 Wh / capacity 17.5 Ah
<b>DISPLAY</b>	SHIMANO SC-E5000 cycle computer with assist switch
<b>FORK</b>	SR SUNTOUR NVX30 NLO DS (29"), 80 mm, coil spring
<b>CRANKSET</b>	SHIMANO E5000 (38T)
<b>R/DERAILLEUR</b>	SHIMANO Cues U4000 (direct mount)
<b>SHIFTERS</b>	SHIMANO Cues SL-U4000-9 Rapidfire Plus
<b>SPEED</b>	1x9
<b>BRAKES</b>	SHIMANO MT200 Hydraulic Disc
<b>HUBS</b>	SHIMANO TX505 Disc Center Lock
<b>RIMS</b>	KLS Draft Disc 622x21 (32 holes)
<b>TYRES</b>	IMPAC Bigpac 55-622 (28"x2.15) TwinSkin, ReflectiveLine
<b>LIGHTING</b>	AXA Compactline 35 / TRELOCK Duo Flat
<b>ACCESSORIES</b>	alloy carrier, plastic fenders, adjustable kickstand, bell
<b>SIZE</b>	S / M / L

**E-CRISTY 10 GREY** (SH) 630 Wh / capacity 17.5 Ah

<b>FRAME</b>	KELLYS e-FRAME Tour Lady Profile Aluminium alloy, tapered HT, semi-integrated battery, integrated kickstand mount
<b>MOTOR</b>	SHIMANO STEPS E5000, 36 V
<b>BATTERY</b>	SHIMANO BT-E8016, 630 Wh / capacity 17.5 Ah
<b>DISPLAY</b>	SHIMANO SC-E5000 cycle computer with assist switch
<b>FORK</b>	SR SUNTOUR NVX30 NLO DS (29"), 80 mm, coil spring
<b>CRANKSET</b>	SHIMANO E5000 (38T)
<b>R/DERAILLEUR</b>	SHIMANO Cues U4000 (direct mount)
<b>SHIFTERS</b>	SHIMANO Cues SL-U4000-9 Rapidfire Plus
<b>SPEED</b>	1x9
<b>BRAKES</b>	SHIMANO MT200 Hydraulic Disc
<b>HUBS</b>	SHIMANO TX505 Disc Center Lock
<b>RIMS</b>	KLS Draft Disc 622x21 (32 holes)
<b>TYRES</b>	IMPAC Bigpac 55-622 (28"x2.15) TwinSkin, ReflectiveLine
<b>LIGHTING</b>	AXA Compactline 35 / TRELOCK Duo Flat
<b>ACCESSORIES</b>	alloy carrier, plastic fenders, adjustable kickstand, bell
<b>SIZE</b>	S / M / L

**E-CARSON 10 BLACK** (SH) 504 Wh / capacity 14 Ah

<b>FRAME</b>	KELLYS e-FRAME Tour Profile Aluminium alloy, tapered HT, semi-integrated battery, integrated kickstand mount
<b>MOTOR</b>	SHIMANO STEPS E5000, 36 V
<b>BATTERY</b>	SHIMANO BT-E8010, 504 Wh / capacity 14 Ah
<b>DISPLAY</b>	SHIMANO SC-E5000 cycle computer with assist switch
<b>FORK</b>	SR SUNTOUR NVX30 NLO DS (29"), 80 mm, coil spring
<b>CRANKSET</b>	SHIMANO E5000 (38T)
<b>R/DERAILLEUR</b>	microSHIFT Marvo M46
<b>SHIFTERS</b>	microSHIFT Marvo M859 Xpress Shifter
<b>SPEED</b>	1x9
<b>BRAKES</b>	Shimano MT200 Hydraulic Disc
<b>HUBS</b>	SHIMANO TX505 Disc Center Lock
<b>RIMS</b>	KLS Draft Disc 622x21 (32 holes)
<b>TYRES</b>	MITAS Flash 47-622 (28"x1.75) ReflectiveLine
<b>LIGHTING</b>	AXA Compactline 35 / TRELOCK Duo Flat
<b>ACCESSORIES</b>	alloy carrier, alloy fenders, adjustable kickstand, bell
<b>SIZE</b>	M / L

**E-CARSON 10 TEAL** (SH) 504 Wh / capacity 14 Ah

<b>FRAME</b>	KELLYS e-FRAME Tour Profile Aluminium alloy, tapered HT, semi-integrated battery, integrated kickstand mount
<b>MOTOR</b>	SHIMANO STEPS E5000, 36 V
<b>BATTERY</b>	SHIMANO BT-E8010, 504 Wh / capacity 14 Ah
<b>DISPLAY</b>	SHIMANO SC-E5000 cycle computer with assist switch
<b>FORK</b>	SR SUNTOUR NVX30 NLO DS (29"), 80 mm, coil spring
<b>CRANKSET</b>	SHIMANO E5000 (38T)
<b>R/DERAILLEUR</b>	microSHIFT Marvo M46
<b>SHIFTERS</b>	microSHIFT Marvo M859 Xpress Shifter
<b>SPEED</b>	1x9
<b>BRAKES</b>	Shimano MT200 Hydraulic Disc
<b>HUBS</b>	SHIMANO TX505 Disc Center Lock
<b>RIMS</b>	KLS Draft Disc 622x21 (32 holes)
<b>TYRES</b>	MITAS Flash 47-622 (28"x1.75) ReflectiveLine
<b>LIGHTING</b>	AXA Compactline 35 / TRELOCK Duo Flat
<b>ACCESSORIES</b>	alloy carrier, alloy fenders, adjustable kickstand, bell
<b>SIZE</b>	M / L

**E-CRISTY 10 SKY BLUE** (SH) 504 Wh / capacity 14 Ah



<b>FRAME</b>	KELLYS e-FRAME Tour Lady Profile Aluminium alloy, tapered HT, semi-integrated battery, integrated kickstand mount
<b>MOTOR</b>	SHIMANO STEPS E5000, 36 V
<b>BATTERY</b>	SHIMANO BT-E8010, 504 Wh / capacity 14 Ah
<b>DISPLAY</b>	SHIMANO SC-E5000 cycle computer with assist switch
<b>FORK</b>	SR SUNTOUR NVX30 NLO DS (29"), 80 mm, coil spring
<b>CRANKSET</b>	SHIMANO E5000 (38T)
<b>R/DERAILLEUR</b>	microSHIFT Marvo M46
<b>SHIFTERS</b>	microSHIFT Marvo M859 Xpress Shifter
<b>SPEED</b>	1x9
<b>BRAKES</b>	Shimano MT200 Hydraulic Disc
<b>HUBS</b>	SHIMANO TX505 Disc Center Lock
<b>RIMS</b>	KLS Draft Disc 622x21 (32 holes)
<b>TYRES</b>	MITAS Flash 47-622 (28"x1.75) ReflectiveLine
<b>LIGHTING</b>	AXA Compactline 35 / TRELOCK Duo Flat
<b>ACCESSORIES</b>	alloy carrier, alloy fenders, adjustable kickstand, bell
<b>SIZE</b>	S / M / L

**E-CRISTY 10 GREY** (SH) 504 Wh / capacity 14 Ah



<b>FRAME</b>	KELLYS e-FRAME Tour Lady Profile Aluminium alloy, tapered HT, semi-integrated battery, integrated kickstand mount
<b>MOTOR</b>	SHIMANO STEPS E5000, 36 V
<b>BATTERY</b>	SHIMANO BT-E8010, 504 Wh / capacity 14 Ah
<b>DISPLAY</b>	SHIMANO SC-E5000 cycle computer with assist switch
<b>FORK</b>	SR SUNTOUR NVX30 NLO DS (29"), 80 mm, coil spring
<b>CRANKSET</b>	SHIMANO E5000 (38T)
<b>R/DERAILLEUR</b>	microSHIFT Marvo M46
<b>SHIFTERS</b>	microSHIFT Marvo M859 Xpress Shifter
<b>SPEED</b>	1x9
<b>BRAKES</b>	Shimano MT200 Hydraulic Disc
<b>HUBS</b>	SHIMANO TX505 Disc Center Lock
<b>RIMS</b>	KLS Draft Disc 622x21 (32 holes)
<b>TYRES</b>	MITAS Flash 47-622 (28"x1.75) ReflectiveLine
<b>LIGHTING</b>	AXA Compactline 35 / TRELOCK Duo Flat
<b>ACCESSORIES</b>	alloy carrier, alloy fenders, adjustable kickstand, bell
<b>SIZE</b>	S / M / L

**ESTIMA 80 Di2** (SH) 820 Wh / capacity 23 Ah

<b>FRAME</b>	KELLYS ESTIMA series - advanced robotic welded 6-series aluminium alloy / Designed & manufactured in EUROPE / integrated removable battery, 1.5" tapered HT
<b>MOTOR</b>	SHIMANO EP6, 85 Nm, 36 V
<b>BATTERY</b>	KELLYS Re-Charge V10 Li-ion internal removable 820 Wh / capacity 23 Ah, powered by BMZ
<b>SWITCH UNIT</b>	SHIMANO SW-EN600-L for assist / Display SC-EN610
<b>FORK</b>	ROCK SHOX Recon Silver RL (27.5) Boost, 100 mm, Solo Air
<b>CRANKSET</b>	SHIMANO EP6 EM600 / CR-ET600 (38T)
<b>SHIFTERS</b>	SHIMANO SW-EN600-R Di2 for shifting
<b>SPEED</b>	1x5
<b>BRAKES</b>	SHIMANO Deore MT410 Hydraulic Disc
<b>HUBS</b>	SHIMANO MT400-B / SHIMANO Nexus C7050-5D Di2 Disc Center Lock
<b>RIMS</b>	KLS Valor 3 Disc 584x30 (32 holes)
<b>TYRES</b>	SCHWALBE Al Grounder Performance 65-584 (27.5"x2.60) RaceGuard, ADDIX, ReflectiveLine
<b>LIGHTING</b>	TRELOCK Airflow 100 / TRELOCK Duo Flat
<b>ACCESSORIES</b>	carrier, alloy fenders, adjustable kickstand, bell
<b>SIZE</b>	S / M / L

**ESTIMA 60** (SH) 725 Wh / capacity 20 Ah

<b>FRAME</b>	KELLYS ESTIMA series - advanced robotic welded 6-series aluminium alloy / Designed & manufactured in EUROPE / integrated removable battery, 1.5" tapered HT
<b>MOTOR</b>	SHIMANO EP6, 85 Nm, 36 V
<b>BATTERY</b>	KELLYS Re-Charge V10 Li-ion internal removable 725 Wh / capacity 20 Ah, powered by BMZ
<b>DISPLAY</b>	SHIMANO SC-EN500 cycle computer with assist switch
<b>FORK</b>	ROCK SHOX Recon Silver TK (27.5") Boost, 100 mm, coil spring
<b>CRANKSET</b>	SHIMANO EP6 EM600 / CR-ET600 (38T)
<b>SHIFTERS</b>	SHIMANO Nexus SL-C7000-5 Revoshift
<b>SPEED</b>	1x5
<b>BRAKES</b>	SHIMANO MT200 Hydraulic Disc
<b>HUBS</b>	SHIMANO MT400-B / SHIMANO Nexus C7000-5D Disc Center Lock
<b>RIMS</b>	KLS Valor 3 Disc 584x30 (32 holes)
<b>TYRES</b>	SCHWALBE Super Moto-X Performance 62-584 (27.5"x2.40) SnakeSkin, GreenGuard, ReflectiveLine
<b>LIGHTING</b>	TRELOCK Veo 50 / TRELOCK Duo Flat
<b>ACCESSORIES</b>	carrier, alloy fenders, adjustable kickstand, bell
<b>SIZE</b>	S / M / L

**ESTIMA COMP 80** (SH) 504 Wh / capacity 14 Ah

<b>FRAME</b>	KELLYS e-FRAME City Aluminium alloy monotube, tapered HT, semi-integrated battery, integrated kickstand mount
<b>MOTOR</b>	SHIMANO STEPS E6100, 36 V
<b>BATTERY</b>	SHIMANO BT-E8010, 504 Wh / capacity 14 Ah
<b>SWITCH UNIT</b>	SHIMANO SW-E7000-L for assist / Display SC-E6100
<b>FORK</b>	SR SUNTOUR MOBBIE-A32 Coil DS (29"), 75 mm, coil spring
<b>CRANKSET</b>	SHIMANO E6100 / SM-CRE61 (38T)
<b>SHIFTERS</b>	SHIMANO SW-E6010-R for shifting
<b>SPEED</b>	1x5
<b>BRAKES</b>	SHIMANO MT200 Hydraulic Disc
<b>HUBS</b>	SHIMANO MT400-B / SHIMANO Nexus C7050-5D Di2 Disc Center Lock
<b>RIMS</b>	KLS Valor 3 Disc 584x30 (32 holes)
<b>TYRES</b>	SCHWALBE Super Moto-X Performance 62-584 (27.5"x2.40) SnakeSkin, GreenGuard, ReflectiveLine
<b>LIGHTING</b>	AXA Compactline 35 / TRELOCK Duo Flat
<b>ACCESSORIES</b>	alloy carrier, plastic fenders, adjustable kickstand, bell
<b>SIZE</b>	S / M

**ESTIMA COMP 60** (SH) 504 Wh / capacity 14 Ah



<b>FRAME</b>	KELLYS e-FRAME City Aluminium alloy monotube, tapered HT, semi-integrated battery, integrated kickstand mount
<b>MOTOR</b>	SHIMANO STEPS E5000, 36 V
<b>BATTERY</b>	SHIMANO BT-E8010, 504 Wh / capacity 14 Ah
<b>SWITCH UNIT</b>	SHIMANO SW-E6010-L for assist / Display SC-E6100
<b>FORK</b>	SR SUNTOUR MOBIE-A32 Coil DS (29"), 75 mm, coil spring
<b>CRANKSET</b>	SHIMANO E5000 / SM-CRE50 (38T)
<b>R/DERAILLEUR</b>	SHIMANO Altus M2000 (direct mount)
<b>SHIFTERS</b>	SHIMANO Nexus SL-C3000-7 Revoshift
<b>SPEED</b>	1x7
<b>BRAKES</b>	SHIMANO MT200 Hydraulic Disc
<b>HUBS</b>	SHIMANO MT400-B / SHIMANO Nexus C3001-7D 7-speed Internal Geared Hub, Disc Center Lock
<b>RIMS</b>	KLS Valor 3 Disc 584x30 (32 holes)
<b>TYRES</b>	SCHWALBE Super Moto-X Performance 62-584 (27.5"x2.40) SnakeSkin, GreenGuard, ReflectiveLine
<b>LIGHTING</b>	AXA Compactline 35 / TRELOCK Duo Flat
<b>ACCESSORIES</b>	alloy carrier, plastic fenders, adjustable kickstand, bell
<b>SIZE</b>	S / M

**ESTIMA 40 MOONSTONE GREY** (SH) 630 Wh / capacity 14 Ah



<b>FRAME</b>	KELLYS e-FRAME City Aluminium alloy monotube, tapered HT, semi-integrated battery, integrated kickstand mount
<b>MOTOR</b>	SHIMANO STEPS E5000, 36 V
<b>BATTERY</b>	SHIMANO BT-E8010, 504 Wh / capacity 14 Ah
<b>SWITCH UNIT</b>	SHIMANO SW-E6010-L for assist / Display SC-E6100
<b>FORK</b>	SR SUNTOUR NEX-E25 NLO DS, 63 mm, coil spring
<b>CRANKSET</b>	SHIMANO E5000 (38T)
<b>SHIFTERS</b>	SHIMANO Nexus SL-C7000-5 Revoshift
<b>SPEED</b>	1x8
<b>BRAKES</b>	SHIMANO MT200 Hydraulic Disc
<b>HUBS</b>	SHIMANO TX505 / SHIMANO Nexus C7002-5CD 5-speed Internal Geared Hub, Coaster / Disc brake
<b>RIMS</b>	KLS Draft 23 Disc 622x23 (32 holes)
<b>TYRES</b>	KENDA Kwick 45x622 (700x45C)
<b>LIGHTING</b>	AXA Compactline 35 / TRELOCK Duo Flat
<b>ACCESSORIES</b>	alloy carrier, plastic fenders, adjustable kickstand, bell
<b>SIZE</b>	S / M

**ESTIMA 40 ROSE GOLD** (SH) 630 Wh / capacity 14 Ah



<b>FRAME</b>	KELLYS e-FRAME City Aluminium alloy monotube, tapered HT, semi-integrated battery, integrated kickstand mount
<b>MOTOR</b>	SHIMANO STEPS E5000, 36 V
<b>BATTERY</b>	SHIMANO BT-E8010, 504 Wh / capacity 14 Ah
<b>SWITCH UNIT</b>	SHIMANO SW-E6010-L for assist / Display SC-E6100
<b>FORK</b>	SR SUNTOUR NEX-E25 NLO DS, 63 mm, coil spring
<b>CRANKSET</b>	SHIMANO E5000 (38T)
<b>SHIFTERS</b>	SHIMANO Nexus SL-C7000-5 Revoshift
<b>SPEED</b>	1x8
<b>BRAKES</b>	SHIMANO MT200 Hydraulic Disc
<b>HUBS</b>	SHIMANO TX505 / SHIMANO Nexus C7002-5CD 5-speed Internal Geared Hub, Coaster / Disc brake
<b>RIMS</b>	KLS Draft 23 Disc 622x23 (32 holes)
<b>TYRES</b>	KENDA Kwick 45x622 (700x45C)
<b>LIGHTING</b>	AXA Compactline 35 / TRELOCK Duo Flat
<b>ACCESSORIES</b>	alloy carrier, plastic fenders, adjustable kickstand, bell
<b>SIZE</b>	S / M

**ESTIMA 40 BLACK** (SH) 504 Wh / capacity 14 Ah

<b>FRAME</b>	KELLYS e-FRAME City Aluminium alloy monotube, tapered HT, semi-integrated battery, integrated kickstand mount
<b>MOTOR</b>	SHIMANO STEPS E5000, 36 V
<b>BATTERY</b>	SHIMANO BT-E8010, 504 Wh / capacity 14 Ah
<b>SWITCH UNIT</b>	SHIMANO SW-E6010-L for assist / Display SC-E6100
<b>FORK</b>	SR SUNTOUR NEX-E25 NLO DS, 63 mm, coil spring
<b>CRANKSET</b>	SHIMANO E5000 (38T)
<b>SHIFTERS</b>	SHIMANO Nexus SL-C6000-8 Revoshift
<b>SPEED</b>	1x8
<b>BRAKES</b>	SHIMANO MT200 Hydraulic Disc
<b>HUBS</b>	SHIMANO TX505 / SHIMANO Nexus C6001-8CD 8-speed Internal Geared Hub, Coaster / Disc brake
<b>RIMS</b>	KLS Draft Disc 622x21 (32 holes)
<b>TYRES</b>	IMPAC Streetpac 47-622 (28"x1.75) ReflectiveLine
<b>LIGHTING</b>	AXA Compactline 35 / TRELOCK Duo Flat
<b>ACCESSORIES</b>	alloy carrier, plastic fenders, adjustable kickstand, bell
<b>SIZE</b>	S / M

**ESTIMA 40 WHITE** (SH) 504 Wh / capacity 14 Ah

<b>FRAME</b>	KELLYS e-FRAME City Aluminium alloy monotube, tapered HT, semi-integrated battery, integrated kickstand mount
<b>MOTOR</b>	SHIMANO STEPS E5000, 36 V
<b>BATTERY</b>	SHIMANO BT-E8010, 504 Wh / capacity 14 Ah
<b>SWITCH UNIT</b>	SHIMANO SW-E6010-L for assist / Display SC-E6100
<b>FORK</b>	SR SUNTOUR NEX-E25 NLO DS, 63 mm, coil spring
<b>CRANKSET</b>	SHIMANO E5000 (38T)
<b>SHIFTERS</b>	SHIMANO Nexus SL-C6000-8 Revoshift
<b>SPEED</b>	1x8
<b>BRAKES</b>	SHIMANO MT200 Hydraulic Disc
<b>HUBS</b>	SHIMANO TX505 / SHIMANO Nexus C6001-8CD 8-speed Internal Geared Hub, Coaster / Disc brake
<b>RIMS</b>	KLS Draft Disc 622x21 (32 holes)
<b>TYRES</b>	IMPAC Streetpac 47-622 (28"x1.75) ReflectiveLine
<b>LIGHTING</b>	AXA Compactline 35 / TRELOCK Duo Flat
<b>ACCESSORIES</b>	alloy carrier, plastic fenders, adjustable kickstand, bell
<b>SIZE</b>	S / M

**ESTIMA 10 BLACK** (SH) 504 Wh / capacity 14 Ah

<b>FRAME</b>	KELLYS e-FRAME City Aluminium alloy monotube, tapered HT, semi-integrated battery, integrated kickstand mount
<b>MOTOR</b>	SHIMANO STEPS E5000, 36 V
<b>BATTERY</b>	SHIMANO BT-E8010, 504 Wh / capacity 14 Ah
<b>DISPLAY</b>	SHIMANO SC-5000 cycle computer with assist switch
<b>FORK</b>	SR SUNTOUR NEX-E25 NLO DS, 63 mm, coil spring
<b>CRANKSET</b>	SHIMANO E5000 (38T)
<b>R/DERAILLEUR</b>	SHIMANO Altus M2000 (direct mount)
<b>SHIFTERS</b>	SHIMANO Altus SL-M2000 Rapidfire Plus
<b>SPEED</b>	1x9
<b>BRAKES</b>	SHIMANO MT200 Hydraulic Disc
<b>HUBS</b>	SHIMANO TX505 Disc Center Lock
<b>RIMS</b>	KLS Draft Disc 622x21 (32 holes)
<b>TYRES</b>	MICHELIN Protec BR 47-622 (28"x1.75) ReflectiveLine
<b>LIGHTING</b>	AXA Compactline 35 / TRELOCK Duo Flat
<b>ACCESSORIES</b>	alloy carrier, plastic fenders, adjustable kickstand, bell
<b>SIZE</b>	S / M

**ESTIMA 10 WHITE** (SH) 504 Wh / capacity 14 Ah



<b>FRAME</b>	KELLYS e-FRAME City Aluminium alloy monotube, tapered HT, semi-integrated battery, integrated kickstand mount
<b>MOTOR</b>	SHIMANO STEPS E5000, 36 V
<b>BATTERY</b>	SHIMANO BT-E8010, 504 Wh / capacity 14 Ah
<b>DISPLAY</b>	SHIMANO SC-5000 cycle computer with assist switch
<b>FORK</b>	SR SUNTOUR NEX-E25 NLO DS, 63 mm, coil spring
<b>CRANKSET</b>	SHIMANO E5000 (38T)
<b>R/DERAILLEUR</b>	SHIMANO Altus M2000 (direct mount)
<b>SHIFTERS</b>	SHIMANO Altus SL-M2000 Rapidfire Plus
<b>SPEED</b>	1x9
<b>BRAKES</b>	SHIMANO MT200 Hydraulic Disc
<b>HUBS</b>	SHIMANO TX505 Disc Center Lock
<b>RIMS</b>	KLS Draft Disc 622x21 (32 holes)
<b>TYRES</b>	MICHELIN Protec BR 47-622 (28"x1.75) ReflectiveLine
<b>LIGHTING</b>	AXA Compactline 35 / TRELOCK Duo Flat
<b>ACCESSORIES</b>	alloy carrier, plastic fenders, adjustable kickstand, bell
<b>SIZE</b>	S / M

**ESTIMA 10 SKY BLUE** (SH) 504 Wh / capacity 14 Ah



<b>FRAME</b>	KELLYS e-FRAME City Aluminium alloy monotube, tapered HT, semi-integrated battery, integrated kickstand mount
<b>MOTOR</b>	SHIMANO STEPS E5000, 36 V
<b>BATTERY</b>	SHIMANO BT-E8010, 504 Wh / capacity 14 Ah
<b>DISPLAY</b>	SHIMANO SC-5000 cycle computer with assist switch
<b>FORK</b>	SR SUNTOUR NEX-E25 NLO DS, 63 mm, coil spring
<b>CRANKSET</b>	SHIMANO E5000 (38T)
<b>R/DERAILLEUR</b>	SHIMANO Altus M2000 (direct mount)
<b>SHIFTERS</b>	SHIMANO Altus SL-M2000 Rapidfire Plus
<b>SPEED</b>	1x9
<b>BRAKES</b>	SHIMANO MT200 Hydraulic Disc
<b>HUBS</b>	SHIMANO TX505 Disc Center Lock
<b>RIMS</b>	KLS Draft Disc 622x21 (32 holes)
<b>TYRES</b>	MICHELIN Protec BR 47-622 (28"x1.75) ReflectiveLine
<b>LIGHTING</b>	AXA Compactline 35 / TRELOCK Duo Flat
<b>ACCESSORIES</b>	alloy carrier, plastic fenders, adjustable kickstand, bell
<b>SIZE</b>	S / M

**eMARC** (SH) 418 Wh / capacity 11.6 Ah

<b>FRAME</b>	KELLYS eMARC series - Junior 24" Aluminium alloy, semi-integrated battery
<b>MOTOR</b>	SHIMANO STEPS E5000, 36 V
<b>BATTERY</b>	SHIMANO BT-E8014, 418 Wh / capacity 11.6 Ah
<b>DISPLAY</b>	SHIMANO SC-E5000 cycle computer with assist switch
<b>FORK</b>	SR SUNTOUR XCR-Air LO DS (24"), 80 mm, air / Speed Lockout
<b>CRANKSET</b>	SHIMANO E5010 (38T)
<b>R/DERAILLEUR</b>	SHIMANO Altus M2000 (direct mount)
<b>SHIFTER</b>	SHIMANO Altus SL-M2000 Rapidfire Plus
<b>SPEED</b>	1x9
<b>BRAKES</b>	Shimano MT200 Hydraulic Disc
<b>HUBS</b>	SHIMANO TX505 Disc Center Lock
<b>RIMS</b>	KLS Draft Disc 507x21 (32 holes)
<b>TYRES</b>	IMPAC Ridgepac 54-507 (24"x2.10)
<b>SIZE</b>	315 mm

**NOID 90 EMERALD GREEN** (mullet 29" / 27.5")

<b>FRAME</b>	KELLYS Gravity DH / Think Link® suspension system, 205 mm rear travel, tapered HT, internal routing, ISCG 05, mullet 29" / 27.5" wheelset, 12x150 mm thru axle
<b>FORK</b>	ROCK SHOX BoXXer Ultimate (29") Boost, 200 mm, DebonAir / Charger 2 RC2 / Maxle Stealth 20 mm thru axle
<b>REAR SHOCK</b>	ROCK SHOX Super Deluxe Coil Ultimate DH RC2
<b>CRANKSET</b>	SHIMANO Saint M825 Hollowtech II (34T)
<b>R/DERAILLEUR</b>	SHIMANO Saint M820 (direct mount)
<b>SHIFTERS</b>	SHIMANO Saint SL-M820 Rapidfire Plus
<b>SPEED</b>	1x10
<b>BRAKES</b>	SHIMANO Deore XT M8120 Hydraulic Disc
<b>HUBS</b>	NOVATEC DH Disc
<b>RIMS</b>	MAVIC EX 1028 Disc 622x28 front / 584x28 rear (32 holes)
<b>F/TYRE</b>	SCHWALBE Magic Mary 60-622 (29"x2.35) SnakeSkin, Tubeless Easy, ADDIX Soft, folding
<b>R/TYRE</b>	SCHWALBE Magic Mary 60-584 (27.5"x2.35) SnakeSkin, Tubeless Easy, ADDIX Soft, folding
<b>SIZE</b>	M / L

**NOID 70 SAPHIRE BLUE** (mullet 29" / 27.5")

<b>FRAME</b>	KELLYS Gravity DH / Think Link® suspension system, 205 mm rear travel, tapered HT, internal routing, ISCG 05, mullet 29" / 27.5" wheelset, 12x150 mm thru axle
<b>FORK</b>	ROCK SHOX BoXXer Select (29") Boost, 200 mm, DebonAir / Charger RC / Maxle Stealth 20 mm thru axle
<b>REAR SHOCK</b>	ROCK SHOX Super Deluxe Coil Select R
<b>CRANKSET</b>	TRUVATIV Descendant DH DUB X-Sync (34T)
<b>R/DERAILLEUR</b>	SRAM GX DH 1x X-Horizon
<b>SHIFTERS</b>	SRAM GX DH X-Actuation Trigger
<b>SPEED</b>	1x7
<b>BRAKES</b>	SRAM G2 RE Hydraulic Disc
<b>HUBS</b>	NOVATEC DH Disc
<b>RIMS</b>	KLS Brave 3 Disc 622x30 front / 584x30 rear (32 holes)
<b>F/TYRE</b>	SCHWALBE Magic Mary 60-622 (29"x2.35) SnakeSkin, Tubeless Easy, ADDIX Soft, folding
<b>R/TYRE</b>	SCHWALBE Magic Mary 60-584 (27.5"x2.35) SnakeSkin, Tubeless Easy, ADDIX Soft, folding
<b>SIZE</b>	M / L

## SWAG 50 EMERALD GREEN (mullet 29" / 27.5")



<b>FRAME</b>	KELLYS Enduro / Think Link® suspension system, 150 mm rear travel, tapered HT, internal routing, ISCG 05, mullet 29" / 27.5" wheelset, 12x148 mm Boost thru axle
<b>FORK</b>	ROCK SHOX Zeb Select (29") Boost, 170 mm, DebonAir+ / Charger RC / Maxle Stealth 15 mm thru axle
<b>REAR SHOCK</b>	ROCK SHOX Super Deluxe Coil Ultimate RCT
<b>CRANKSET</b>	SHIMANO SLX M7120-1 Hollowtech II (32T)
<b>R/DERAILLEUR</b>	SHIMANO Deore XT M8100 (direct mount)
<b>SHIFTERS</b>	SHIMANO SLX SL-M7100-IR Rapidfire Plus (I-Spec EV)
<b>SPEED</b>	1x12
<b>BRAKES</b>	SHIMANO SLX M7120 Hydraulic Disc
<b>HUBS</b>	SHIMANO SLX M7110-B Disc Center Lock
<b>RIMS</b>	KLS Valor 3 Disc 622x30 front / 584x30 rear (32 holes)
<b>F/TYRE</b>	SCHWALBE Nobby Nic Evo Super Trail 60-622 (29"x2.35) Tubeless Easy, ADDIX Soft, folding
<b>R/TYRE</b>	SCHWALBE Nobby Nic Evo Super Trail 60-584 (27.5"x2.35) Tubeless Easy, ADDIX SpeedGrip, folding
<b>SEAT POST</b>	KS Rage-i Remote Telescopic - travel 170 mm
<b>SIZE</b>	M / L

## SWAG 30 GARTNET RED (mullet 29" / 27.5")



<b>FRAME</b>	KELLYS Enduro / Think Link® suspension system, 150 mm rear travel, tapered HT, internal routing, ISCG 05, mullet 29" / 27.5" wheelset, 12x148 mm Boost thru axle
<b>FORK</b>	ROCK SHOX Yari RC (29") Boost, 160 mm, DebonAir / Motion Control / Maxle Stealth 15 mm thru axle
<b>REAR SHOCK</b>	ROCK SHOX Deluxe Select+ RT, DebonAir
<b>CRANKSET</b>	SHIMANO Deore MT510-1 (32T)
<b>R/DERAILLEUR</b>	SHIMANO SLX M7100 (direct mount)
<b>SHIFTERS</b>	SHIMANO SLX SL-M7100-IR Rapidfire Plus (I-Spec EV)
<b>SPEED</b>	1x12
<b>BRAKES</b>	SHIMANO Deore M6100 Hydraulic Disc
<b>HUBS</b>	SHIMANO Deore MT410-B Disc Center Lock
<b>RIMS</b>	KLS Valor 3 Disc 622x30 front / 584x30 rear (32 holes)
<b>F/TYRE</b>	SCHWALBE Nobby Nic Evo Super Trail 60-622 (29"x2.35) Tubeless Easy, ADDIX SpeedGrip, folding
<b>R/TYRE</b>	SCHWALBE Nobby Nic Evo Super Trail 60-584 (27.5"x2.35) Tubeless Easy, ADDIX SpeedGrip, folding
<b>SEAT POST</b>	KS Rage-i Remote Telescopic - travel 170 mm
<b>SIZE</b>	M / L

## SWAG 30 (29")



<b>FRAME</b>	KELLYS Enduro / Think Link® suspension system, 150 mm rear travel, tapered HT, internal routing, ISCG 05, 12x148 mm Boost thru axle
<b>FORK</b>	ROCK SHOX Yari RC (29") Boost, 170 mm, DebonAir / Motion Control / Maxle Stealth 15 mm thru axle
<b>REAR SHOCK</b>	ROCK SHOX Deluxe Select+ RT, DebonAir
<b>CRANKSET</b>	SHIMANO Deore MT510-1 (32T)
<b>R/DERAILLEUR</b>	SHIMANO SLX M7100 (direct mount)
<b>SHIFTERS</b>	SHIMANO SLX SL-M7100-IR Rapidfire Plus (I-Spec EV)
<b>SPEED</b>	1x12
<b>BRAKES</b>	SHIMANO Deore M6100 Hydraulic Disc
<b>HUBS</b>	SHIMANO Deore MT410-B Disc Center Lock
<b>RIMS</b>	KLS Valor 3 Disc 622x30 (32 holes)
<b>F/TYRE</b>	SCHWALBE Hans Dampf Evo Super Trail 60-622 (29"x2.35) Tubeless Easy, ADDIX Soft, folding
<b>R/TYRE</b>	SCHWALBE Nobby Nic Evo Super Terrain 60-622 (29"x2.35) Tubeless Easy, ADDIX SpeedGrip, folding
<b>SEAT POST</b>	KS e20-i Remote Telescopic - travel 150mm
<b>SIZE</b>	M / L

**SWAG 10 GUARTZ BLUE** (mullet 29" / 27.5")

<b>FRAME</b>	KELLYS Enduro / Think Link® suspension system, 150 mm rear travel, tapered HT, internal routing, ISCG 05, mullet 29" / 27.5" wheelset, 12x148 mm Boost thru axle
<b>FORK</b>	ROCK SHOX Psylo Silver R (29") Boost, 160 mm, Coil / Motion Control / Maxle Stealth 15 mm thru axle
<b>REAR SHOCK</b>	ROCK SHOX Deluxe Select+ RT, DebonAir+
<b>CRANKSET</b>	SHIMANO Deore MT510-1 (32T)
<b>R/DERAILLEUR</b>	SHIMANO Deore M6100 (direct mount)
<b>SHIFTERS</b>	SHIMANO Deore M6100-IR Rapidfire Plus (I-Spec EV)
<b>SPEED</b>	1x12
<b>BRAKES</b>	SHIMANO Deore MT410 Hydraulic Disc
<b>HUBS</b>	SHIMANO Deore TC-500-MS-B Disc Center Lock
<b>RIMS</b>	KLS Segador 30 SL Disc 622x30 front / 584x30 rear (28 holes)
<b>F/TYRE</b>	SCHWALBE Nobby Nic Performance 60-622 (29"x2.35) ADDIX
<b>R/TYRE</b>	SCHWALBE Nobby Nic Performance 60-584 (27.5"x2.35) ADDIX
<b>SEAT POST</b>	EXAform JAG-i Remote Telescopic - travel 150 mm
<b>SIZE</b>	M / L

**SWAG 10** (29" / 27.5")

<b>FRAME</b>	KELLYS Enduro / Think Link® suspension system, 150 mm rear travel (29") / 165 mm rear travel (27.5"), tapered HT, internal routing, ISCG 05, 12x148 mm Boost thru axle
<b>FORK</b>	ROCK SHOX 35 Silver TK Boost, 160 mm, Solo Air / TurnKey / Maxle Stealth 15 mm thru axle
<b>REAR SHOCK</b>	ROCK SHOX Deluxe Select+ RT, DebonAir / Open-Threshold
<b>CRANKSET</b>	SAMOX (32T)
<b>R/DERAILLEUR</b>	SHIMANO Deore M6100-IR Rapidfire Plus (I-Spec EV)
<b>SHIFTERS</b>	SHIMANO Deore M6100 (direct mount)
<b>SPEED</b>	1x12
<b>BRAKES</b>	SHIMANO Deore MT410 Hydraulic Disc
<b>HUBS</b>	SHIMANO Deore MT410-B Disc Center Lock (32 holes)
<b>RIMS</b>	KLS Valor 3 Disc 622x30 / 584x30 (32 holes)
<b>TYRES</b>	SCHWALBE Nobby Nic Performance 2.35 ADDIX
<b>SEAT POST</b>	EXAform JAG-i Remote Telescopic - travel 150mm (29") / travel 125mm (27.5")
<b>SIZE 29"</b>	M / L
<b>SIZE 27.5"</b>	S

## THORX 50 EMERALD GREEN (29")



<b>FRAME</b>	KELLYS Allmountain 29" / Think Link® suspension system, 140 mm rear travel, tapered HT, internal routing, 12x148 mm Boost thru axle
<b>FORK</b>	ROCK SHOX Yari RC (29") Boost, 150 mm, DebonAir / Motion Control / Maxle Stealth 15 mm thru axle
<b>REAR SHOCK</b>	ROCK SHOX Deluxe Ultimate RCT, DebonAir+
<b>CRANKSET</b>	SHIMANO Deore XT M8120-1 Hollowtech II (32T)
<b>R/DERAILLEUR</b>	SHIMANO Deore XT M8100 (direct mount)
<b>SHIFTERS</b>	SHIMANO SLX SL-M7100-IR Rapidfire Plus (I-Spec EV)
<b>SPEED</b>	1x12
<b>BRAKES</b>	SHIMANO Deore XT M8100 Hydraulic Disc
<b>HUBS</b>	SHIMANO SLX M7110-B Disc Center Lock
<b>RIMS</b>	KLS Valor 2 Disc 622x27 (32 holes)
<b>F/TYRE</b>	SCHWALBE Hans Dampf Evo Super Trail 60-622 (29"x2.35) Tubeless Easy, ADDIX Soft, folding
<b>R/TYRE</b>	SCHWALBE Nobby Nic Evo Super Trail 60-622 (29"x2.35) Tubeless Easy, ADDIX SpeedGrip, folding
<b>SEAT POST</b>	KS Rage-i Remote Telescopic - travel 170 mm
<b>SIZE</b>	M / L

## THORX 50 (29")



<b>FRAME</b>	KELLYS Allmountain 29" / Think Link® suspension system, 140 mm rear travel, tapered HT, internal routing, 12x148 mm Boost thru axle
<b>FORK</b>	ROCK SHOX Pike Select (29") Boost, 150 mm, DebonAir / Charger RC / Maxle Stealth 15 mm thru axle
<b>REAR SHOCK</b>	ROCK SHOX Deluxe Ultimate RCT, DebonAir
<b>CRANKSET</b>	SHIMANO Deore XT M8120-1 Hollowtech II (32T)
<b>R/DERAILLEUR</b>	SHIMANO Deore XT M8100 (direct mount)
<b>SHIFTERS</b>	SHIMANO SLX SL-M7100-IR Rapidfire Plus (I-Spec EV)
<b>SPEED</b>	1x12
<b>BRAKES</b>	SHIMANO Deore XT M8100 Hydraulic Disc
<b>HUBS</b>	SHIMANO SLX M7110-B Disc Center Lock
<b>RIMS</b>	KLS Valor 2 Disc 622x27 (32 holes)
<b>F/TYRE</b>	SCHWALBE Hans Dampf Evo Super Trail 60-622 (29"x2.35) Tubeless Easy, ADDIX Soft, folding
<b>R/TYRE</b>	SCHWALBE Nobby Nic Evo Super Terrain 60-622 (29"x2.35) Tubeless Easy, ADDIX SpeedGrip, folding
<b>SEAT POST</b>	KS e20-i Remote Telescopic - travel 150 mm
<b>SIZE</b>	M / L

## THORX 30 MOONSTONE GREY (29")



<b>FRAME</b>	KELLYS Allmountain 29" / Think Link® suspension system, 140 mm rear travel, tapered HT, internal routing, 12x148 mm Boost thru axle
<b>FORK</b>	ROCK SHOX 35 GOLD RL (29") Boost, 150 mm, DebonAir / Motion Control / Maxle Stealth 15 mm thru axle
<b>REAR SHOCK</b>	ROCK SHOX Deluxe Select+ RT, DebonAir+
<b>CRANKSET</b>	SHIMANO Deore MT510-1 (34T)
<b>R/DERAILLEUR</b>	SHIMANO SLX M7100 (direct mount)
<b>SHIFTERS</b>	SHIMANO SLX SL-M7100-IR Rapidfire Plus (I-Spec EV)
<b>SPEED</b>	1x12
<b>BRAKES</b>	SHIMANO SLX M7100 Hydraulic Disc
<b>HUBS</b>	SHIMANO Deore MT410-B Disc Center Lock
<b>RIMS</b>	KLS Valor 2 Disc 622x27 (32 holes)
<b>F/TYRE</b>	SCHWALBE Hans Dampf Evo Super Trail 60-622 (29"x2.35) Tubeless Easy, ADDIX Soft, folding
<b>R/TYRE</b>	SCHWALBE Nobby Nic Evo Super Trail 60-622 (29"x2.35) Tubeless Easy, ADDIX SpeedGrip, folding
<b>SEAT POST</b>	KS Rage-i Remote Telescopic - travel 170 mm
<b>SIZE</b>	M / L

**THORX 30** (29")

<b>FRAME</b>	KELLYS Allmountain 29" / Think Link® suspension system, 140 mm rear travel, tapered HT, internal routing, 12x148 mm Boost thru axle
<b>FORK</b>	ROCK SHOX 35 Gold RL (29") Boost, 150 mm, DebonAir / Motion Control / Maxle Stealth 15 mm thru axle
<b>REAR SHOCK</b>	ROCK SHOX Deluxe Select+ RT, DebonAir
<b>CRANKSET</b>	SHIMANO Deore MT510-1 (34T)
<b>R/DERAILLEUR</b>	SHIMANO SLX M7100 (direct mount)
<b>SHIFTERS</b>	SHIMANO SLX SL-M7100-IR Rapidfire Plus (I-Spec EV)
<b>SPEED</b>	1x12
<b>BRAKES</b>	SHIMANO SLX M7100 Hydraulic Disc
<b>HUBS</b>	SHIMANO Deore MT410-B Disc Center Lock
<b>RIMS</b>	KLS Valor 2 Disc 622x27 (32 holes)
<b>F/TYRE</b>	SCHWALBE Hans Dampf Evo Super Trail 60-622 (29"x2.35) Tubeless Easy, ADDIX Soft, folding
<b>R/TYRE</b>	SCHWALBE Nobby Nic Evo Super Trail 60-622 (29"x2.35) Tubeless Easy, ADDIX Soft, folding
<b>SEAT POST</b>	KS e20-i Remote Telescopic - travel 150mm
<b>SIZE</b>	M / L

**THORX 10 GUARTZ BLUE** (29" / 27.5")

<b>FRAME</b>	KELLYS Allmountain 29" / Think Link® suspension system, 140 mm rear travel, tapered HT, internal routing, 12x148 mm Boost thru axle
<b>FORK</b>	ROCK SHOX 35 Silver TK Boost, 150 mm, Solo Air / TurnKey / Maxle Stealth 15 mm thru axle
<b>REAR SHOCK</b>	ROCK SHOX Deluxe Select+ RT, DebonAir
<b>CRANKSET</b>	SHIMANO Deore MT510-1 (34T)
<b>R/DERAILLEUR</b>	SHIMANO Deore M6100 (direct mount)
<b>SHIFTERS</b>	SHIMANO Deore M6100-IR Rapidfire Plus (I-Spec EV)
<b>SPEED</b>	1x12
<b>BRAKES</b>	SHIMANO Deore MT410 Hydraulic Disc
<b>HUBS</b>	SHIMANO Deore MT410-B Disc Center Lock
<b>RIMS</b>	KLS Valor 2 Disc 622x30 / 584x30 (32 holes)
<b>TYRES</b>	SCHWALBE Nobby Nic Performance 60-622 (29"x2.35) / 60-584 (27.5"x2.35) ADDIX
<b>SEAT POST</b>	EXAform JAG-i Remote Telescopic - travel 150mm (29") / travel 125mm (27.5")
<b>SIZE 29"</b>	M / L
<b>SIZE 27.5"</b>	S

**THORX 10** (29" / 27.5")

<b>FRAME</b>	KELLYS Allmountain 29" / Think Link® suspension system, 140 mm rear travel, tapered HT, internal routing, 12x148 mm Boost thru axle
<b>FORK</b>	ROCK SHOX 35 Silver TK (29") Boost, 150 mm, Solo Air / TurnKey / Maxle Stealth 15 mm thru axle
<b>REAR SHOCK</b>	ROCK SHOX Deluxe Select+ RT, DebonAir
<b>CRANKSET</b>	SAMOX (34T)
<b>R/DERAILLEUR</b>	SHIMANO Deore M6100 (direct mount)
<b>SHIFTERS</b>	SHIMANO Deore M6100-IR Rapidfire Plus (I-Spec EV)
<b>SPEED</b>	1x12
<b>BRAKES</b>	SHIMANO Deore MT410 Hydraulic Disc
<b>HUBS</b>	SHIMANO Deore MT410-B Disc Center Lock
<b>RIMS</b>	KLS Valor 2 Disc 622x27 / 584x27 (32 holes)
<b>TYRES</b>	SCHWALBE Nobby Nic Performance 60-622 (29"x2.35) / 60-584 (27.5"x2.35) ADDIX
<b>SEAT POST</b>	EXAform JAG-i Remote Telescopic - travel 150mm (29") / travel 125mm (27.5")
<b>SIZE 29"</b>	M / L
<b>SIZE 27.5"</b>	S

## GIBON 50 DARK BRONZE (29" / 27.5")



<b>FRAME</b>	KELLYS Dynamic Trail, tapered HT, internal routing, 12x148 mm Boost thru axle
<b>FORK</b>	MARZOCCHI Bomber Z2 Boost, 140 mm, FLOAT / Rail Damper / 15QR thru axle
<b>CRANKSET</b>	SHIMANO SLX M7100-1 Hollowtech II (32T)
<b>R/DERAILLEUR</b>	SHIMANO Deore XT M8100 (direct mount)
<b>SHIFTERS</b>	SHIMANO SLX SL-M7100-IR Rapidfire Plus (I-Spec EV)
<b>SPEED</b>	1x12
<b>BRAKES</b>	SHIMANO SLX M7100 Hydraulic Disc
<b>HUBS</b>	SHIMANO Deore TC-500-MS-B Disc Center Lock
<b>RIMS</b>	KLS Asesino 30 Disc 622x30 / 584x30 (32 holes)
<b>TYRES</b>	SCHWALBE Nobby Nic Evo Super Trail 60-622 (29"x2.35) / 60-584 (27.5"x2.35) Tubeless Easy, ADDIX Soft, folding
<b>SEAT POST</b>	KS Rage-i Remote Telescopic - travel 150 mm
<b>SIZE 29"</b>	M / L
<b>SIZE 27.5"</b>	M

## GIBON 50 (29")



<b>FRAME</b>	KELLYS Dynamic Trail 29", tapered HT, internal routing, 12x148 mm Boost thru axle
<b>FORK</b>	MARZOCCHI Bomber Z2 (29") Boost, 140 mm, FLOAT / Rail Damper / 15QR thru axle
<b>CRANKSET</b>	SHIMANO SLX M7100-1 Hollowtech II (32T)
<b>R/DERAILLEUR</b>	SHIMANO Deore XT M8100 (direct mount)
<b>SHIFTERS</b>	SHIMANO SLX SL-M7100-IR Rapidfire Plus (I-Spec EV)
<b>SPEED</b>	1x12
<b>BRAKES</b>	SHIMANO SLX M7100 Hydraulic Disc
<b>HUBS</b>	SHIMANO MT400-B / Deore MT410-B Disc Center Lock
<b>RIMS</b>	KLS Valor 3 Disc 622x30 (32 holes)
<b>TYRES</b>	SCHWALBE Nobby Nic Evo Super Trail 60-622 (29"x2.35) Tubeless Easy, ADDIX Soft, folding
<b>SEAT POST</b>	KS Rage-i Remote Telescopic - travel 150 mm
<b>SIZE</b>	M / L

## GIBON 30 MIDNIGHT BLACK (29" / 27.5")



<b>FRAME</b>	KELLYS Dynamic Trail, tapered HT, internal routing, 12x148 mm Boost thru axle
<b>FORK</b>	ROCK SHOX Recon Silver RL Boost, 140 mm, Solo Air / Motion Control / Maxle Stealth 15 mm thru axle
<b>CRANKSET</b>	SHIMANO Deore MT510-1 (32T)
<b>R/DERAILLEUR</b>	SHIMANO Deore M6100 (direct mount)
<b>SHIFTERS</b>	SHIMANO Deore SL-M6100-R Rapidfire Plus
<b>SPEED</b>	1x12
<b>BRAKES</b>	SHIMANO Deore MT410 Hydraulic Disc
<b>HUBS</b>	SHIMANO Deore TC-500-MS-B Disc Center Lock
<b>RIMS</b>	KLS Asesino 30 Disc 622x30 / 584x30 (32 holes)
<b>TYRES</b>	SCHWALBE Nobby Nic Performance 62-622 (29"x2.40) / 60-584 (27.5"x2.35) ADDIX
<b>SEAT POST</b>	KS Rage-i Remote Telescopic - travel 150 mm
<b>SIZE 29"</b>	M / L
<b>SIZE 27.5"</b>	M

**GIBON 30** (29")

<b>FRAME</b>	KELLYS Dynamic Trail 29", tapered HT, internal routing, 12x148 mm Boost thru axle
<b>FORK</b>	ROCK SHOX Recon Silver RL (29") Boost, 140 mm, Solo Air / Motion Control / Maxle Stealth 15 mm thru axle
<b>CRANKSET</b>	SHIMANO Deore MT510-1 (32T)
<b>R/DERAILLEUR</b>	SHIMANO Deore M6100 (direct mount)
<b>SHIFTERS</b>	SHIMANO Deore M6100-R Rapidfire Plus
<b>SPEED</b>	1x12
<b>BRAKES</b>	SHIMANO Deore MT410 Hydraulic Disc
<b>HUBS</b>	SHIMANO MT400-B / Deore MT410-B Disc Center Lock
<b>RIMS</b>	KLS Valor 3 Disc 622x30 (32 holes)
<b>TYRES</b>	MICHELIN Wild AM Competition Line 60-622 (29"x2.35) Tubeless Ready
<b>SEAT POST</b>	KS Rage-i Remote Telescopic - travel 150 mm
<b>SIZE</b>	M / L

**GIBON 20 DUSTY GREY** (29" / 27.5")

<b>FRAME</b>	KELLYS Dynamic Trail, tapered HT, internal routing, 12x148 mm Boost thru axle
<b>FORK</b>	SR SUNTOUR XCM34 DS Boost, 130 mm, coil spring / 15 mm thru axle
<b>CRANKSET</b>	SHIMANO Cues U6000-1 (32T)
<b>R/DERAILLEUR</b>	SHIMANO Cues U4000 (direct mount)
<b>SHIFTERS</b>	SHIMANO Cues SL-U4010-9 Rapidfire Plus
<b>SPEED</b>	1x9
<b>BRAKES</b>	SHIMANO MT200 Hydraulic Disc
<b>HUBS</b>	SHIMANO Deore TC-500-MS-B Disc Center Lock
<b>RIMS</b>	KLS Draft 23 Disc 622x23 / 584x23 (32 holes)
<b>TYRES</b>	SCHWALBE Nobby Nic Performance 62-622 (29"x2.40) / 60-584 (27.5"x2.35) ADDIX
<b>SEAT POST</b>	LIMOTEC D1 Remote Telescopic - travel 150 mm
<b>SIZE 29"</b>	M / L
<b>SIZE 27.5"</b>	M

**GIBON 10** (29" / 27.5")

<b>FRAME</b>	KELLYS Dynamic Trail, tapered HT, internal routing, 12x148 mm Boost thru axle
<b>FORK</b>	SR SUNTOUR XCM34 DS Boost, 130 mm, coil spring / 15 mm thru axle
<b>CRANKSET</b>	SHIMANO Cues U4000-1 (32T)
<b>R/DERAILLEUR</b>	SHIMANO Cues U4000 (direct mount)
<b>SHIFTERS</b>	SHIMANO Cues SL-U4000-9 Rapidfire Plus
<b>SPEED</b>	1x9
<b>BRAKES</b>	SHIMANO MT200 Hydraulic Disc
<b>HUBS</b>	SHIMANO MT400-B Disc Center Lock
<b>RIMS</b>	KLS Draft Disc 622x21 / 584x21 (32 holes)
<b>TYRES</b>	SCHWALBE Nobby Nic Performance 60-622 (29"x2.35) / 60-584 (27.5"x2.35) ADDIX
<b>SIZE 29"</b>	M / L
<b>SIZE 27.5"</b>	M

## GIBON 05 MOONSTONE GREY (29" / 27.5")



<b>FRAME</b>	KELLYS Dynamic Trail, tapered HT, internal routing, 12x148 mm Boost thru axle
<b>FORK</b>	SR SUNTOUR XCM32 NLO DS (29") Boost, 120 mm, coil / Lockout
<b>CRANKSET</b>	SHIMANO Essa U2000-1 (32T)
<b>R/DERAILLEUR</b>	SHIMANO Essa U2000 (direct mount)
<b>SHIFTERS</b>	SHIMANO SL-M315-8 Rapidfire Plus
<b>SPEED</b>	1x8
<b>BRAKES</b>	SHIMANO MT200 Hydraulic Disc
<b>HUBS</b>	SHIMANO TX505 Disc Center Lock
<b>RIMS</b>	KLS Draft 23 Disc 622x23 / 584x23 (32 holes)
<b>TYRES</b>	SCHWALBE Nobby Nic Performance 62-622 (29"x2.40) / 60-584 (27.5"x2.35) ADDIX
<b>SIZE 29"</b>	M / L
<b>SIZE 27.5"</b>	M

## GIBON 05 EBONY GREEN (29" / 27.5")



<b>FRAME</b>	KELLYS Dynamic Trail, tapered HT, internal routing, 12x148 mm Boost thru axle
<b>FORK</b>	SR SUNTOUR XCM32 NLO DS (29") Boost, 120 mm, coil / Lockout
<b>CRANKSET</b>	SHIMANO Essa U2000-1 (32T)
<b>R/DERAILLEUR</b>	SHIMANO Essa U2000 (direct mount)
<b>SHIFTERS</b>	SHIMANO SL-M315-8 Rapidfire Plus
<b>SPEED</b>	1x8
<b>BRAKES</b>	SHIMANO MT200 Hydraulic Disc
<b>HUBS</b>	SHIMANO TX505 Disc Center Lock
<b>RIMS</b>	KLS Draft 23 Disc 622x23 / 584x23 (32 holes)
<b>TYRES</b>	SCHWALBE Nobby Nic Performance 62-622 (29"x2.40) / 60-584 (27.5"x2.35) ADDIX
<b>SIZE 29"</b>	M / L
<b>SIZE 27.5"</b>	M



## GATE X90 EMERALD GREEN



<b>FRAME</b>	KELLYS Dynamic RRC 29", tapered HT, internal routing, 12x148 mm Boost thru axle
<b>FORK</b>	ROCK SHOX Sid 2P (29") Boost, 120 mm, DebonAir+ / Rush RL damper / OneLoc Remote Lockout / Maxle Stealth 15 mm thru axle
<b>CRANKSET</b>	SHIMANO Deore XT M8100-1 Hollowtech II (34T)
<b>R/DERAILLEUR</b>	SHIMANO Deore XT M8100 (direct mount)
<b>SHIFTERS</b>	SHIMANO SLX SL-M7100-IR Rapidfire Plus (I-Spec EV)
<b>SPEED</b>	1x12
<b>BRAKES</b>	SHIMANO Deore MT410 Hydraulic Disc
<b>HUBS</b>	SHIMANO Deore TC-500-MS-B Disc Center Lock
<b>RIMS</b>	KLS Segador 25 SL Disc 622x25 (28 holes)
<b>TYRES</b>	SCHWALBE Smart Sam Performance 57-622 (29"x2.25) ADDIX, Bronze Sidewall
<b>SEAT POST</b>	KS e20-i Remote Telescopic - travel 125 mm
<b>SIZE</b>	S / M / L / XL

## GATE 90



<b>FRAME</b>	KELLYS Dynamic RRC 29", tapered HT, internal routing, 12x148 mm Boost thru axle
<b>FORK</b>	ROCK SHOX Recon GOLD RL (29") Boost, 100 mm, DebonAir / Motion Control / OneLoc Remote Lockout / Maxle Lite 15 mm thru axle
<b>CRANKSET</b>	SHIMANO Deore XT M8100-1 Hollowtech II (34T)
<b>R/DERAILLEUR</b>	SHIMANO Deore XT M8100 (direct mount)
<b>SHIFTERS</b>	SHIMANO SLX SL-M7100-IR Rapidfire Plus (I-Spec EV)
<b>SPEED</b>	1x12
<b>BRAKES</b>	SHIMANO Deore MT410 Hydraulic Disc
<b>HUBS</b>	SHIMANO MT400-B / MT510-B Disc Center Lock
<b>RIMS</b>	KLS Cartel Disc 622x21 (32 holes)
<b>TYRES</b>	SCHWALBE Smart Sam Performance 57-622 (29"x2.25) ADDIX
<b>SEAT POST</b>	KS e20-i Remote Telescopic - travel 125 mm
<b>SIZE</b>	M / L

## GATE X70 MOONSTONE GREY



<b>FRAME</b>	KELLYS Dynamic RRC 29", tapered HT, internal routing, 12x148 mm Boost thru axle
<b>FORK</b>	ROCK SHOX Recon GOLD RL (29") Boost, 120 mm, DebonAir / Motion Control / OneLoc Remote Lockout / Maxle Lite 15 mm thru axle
<b>CRANKSET</b>	SHIMANO Deore XT M8100-1 Hollowtech II (34T)
<b>R/DERAILLEUR</b>	SHIMANO Deore XT M8100 (direct mount)
<b>SHIFTERS</b>	SHIMANO SLX SL-M7100-IR Rapidfire Plus (I-Spec EV)
<b>SPEED</b>	1x12
<b>BRAKES</b>	SHIMANO Deore MT410 Hydraulic Disc
<b>HUBS</b>	SHIMANO Deore TC-500-MS-B Disc Center Lock
<b>RIMS</b>	KLS Segador 25 SL Disc 622x25 (28 holes)
<b>TYRES</b>	SCHWALBE Rapid Rob 57-622 (29"x2.25) K-Guard
<b>SIZE</b>	S / M / L / XL

## GATE 70



<b>FRAME</b>	KELLYS Dynamic RRC 29", tapered HT, internal routing, 12x148 mm Boost thru axle
<b>FORK</b>	ROCK SHOX Recon GOLD RL (29") Boost, 100 mm, DebonAir / Motion Control / OneLoc Remote Lockout / Maxle Lite 15 mm thru axle
<b>CRANKSET</b>	SHIMANO Deore XT M8100-1 Hollowtech II (34T)
<b>R/DERAILLEUR</b>	SHIMANO Deore XT M8100 (direct mount)
<b>SHIFTERS</b>	SHIMANO SLX SL-M7100-IR Rapidfire Plus (I-Spec EV) 1x12
<b>SPEED</b>	1x12
<b>BRAKES</b>	SHIMANO Deore MT410 Hydraulic Disc
<b>HUBS</b>	SHIMANO MT400-B / Deore MT410-B Disc Center Lock
<b>RIMS</b>	KLS Cartel Disc 622x21 (32 holes)
<b>TYRES</b>	SCHWALBE Rapid Rob 57-622 (29"x2.25) K-Guard
<b>SIZE</b>	M / L / XL

## GATE X50 THUNDERSTORM BLUE



<b>FRAME</b>	KELLYS Dynamic RRC 29", tapered HT, internal routing, 12x148 mm Boost thru axle
<b>FORK</b>	ROCK SHOX Recon Silver RL (29") Boost, 120 mm, Solo Air / Motion Control / OneLoc Remote Lockout / Maxle Lite 15 mm thru axle
<b>CRANKSET</b>	SHIMANO Deore MT510-1 (34T)
<b>R/DERAILLEUR</b>	SHIMANO Deore XT M8100 (direct mount)
<b>SHIFTERS</b>	SHIMANO SLX SL-M7100-IR Rapidfire Plus (I-Spec EV) 1x12
<b>SPEED</b>	1x12
<b>BRAKES</b>	SHIMANO Deore MT410 Hydraulic Disc
<b>HUBS</b>	SHIMANO Deore TC-500-MS-B Disc Center Lock
<b>RIMS</b>	KLS Asesino 25 Disc 622x25 (28 holes)
<b>TYRES</b>	SCHWALBE Rapid Rob 57-622 (29"x2.25) K-Guard
<b>SIZE</b>	S / M / L

## GATE 50



<b>FRAME</b>	KELLYS Dynamic RRC 29", tapered HT, internal routing, 12x148 mm Boost thru axle
<b>FORK</b>	ROCK SHOX Recon Silver RL (29") Boost, 100 mm, Solo Air / Motion Control / OneLoc Remote Lockout / Maxle Lite 15 mm thru axle
<b>CRANKSET</b>	SHIMANO Deore MT510-1 (34T)
<b>R/DERAILLEUR</b>	SHIMANO Deore XT M8100 (direct mount)
<b>SHIFTERS</b>	SHIMANO SLX SL-M7100-IR Rapidfire Plus (I-Spec EV) 1x12
<b>SPEED</b>	1x12
<b>BRAKES</b>	SHIMANO Deore MT410 Hydraulic Disc
<b>HUBS</b>	SHIMANO MT400-B / Deore MT410-B Disc Center Lock
<b>RIMS</b>	KLS Cartel Disc 622x21
<b>TYRES</b>	SCHWALBE Rapid Rob 57-622 (29"x2.25) K-Guard
<b>SIZE</b>	S / M / L

## GATE X30 SAND



<b>FRAME</b>	KELLYS Dynamic RRC 29", tapered HT, internal routing, 12x148 mm Boost thru axle
<b>FORK</b>	ROCK SHOX Recon Silver RL (29") Boost, 100 mm, ROCK SHOX Recon Silver RL (29") Boost, 120 mm, Solo Air / Motion Control / OneLoc Remote Lockout / Maxle Lite 15 mm thru axle
<b>CRANKSET</b>	SAMOX (34T)
<b>R/DERAILLEUR</b>	SHIMANO Deore M6100 (direct mount)
<b>SHIFTERS</b>	SHIMANO Deore SL-M6100-IR Rapidfire Plus (I-Spec EV)
<b>SPEED</b>	1x12
<b>BRAKES</b>	SHIMANO Deore MT410 Hydraulic Disc
<b>HUBS</b>	SHIMANO Deore TC-500-MS-B Disc Center Lock
<b>RIMS</b>	KLS Asesino 25 Disc 622x25 (28 holes)
<b>TYRES</b>	SCHWALBE Rapid Rob 57-622 (29"x2.25) K-Guard
<b>SIZE</b>	S / M / L / XL

## GATE X30 GRAPHITE BOREALIS



<b>FRAME</b>	KELLYS Dynamic RRC 29", tapered HT, internal routing, 12x148 mm Boost thru axle
<b>FORK</b>	ROCK SHOX Recon Silver RL (29") Boost, 100 mm, ROCK SHOX Recon Silver RL (29") Boost, 120 mm, Solo Air / Motion Control / OneLoc Remote Lockout / Maxle Lite 15 mm thru axle
<b>CRANKSET</b>	SAMOX (34T)
<b>R/DERAILLEUR</b>	SHIMANO Deore M6100 (direct mount)
<b>SHIFTERS</b>	SHIMANO Deore SL-M6100-IR Rapidfire Plus (I-Spec EV)
<b>SPEED</b>	1x12
<b>BRAKES</b>	SHIMANO Deore MT410 Hydraulic Disc
<b>HUBS</b>	SHIMANO Deore TC-500-MS-B Disc Center Lock
<b>RIMS</b>	KLS Asesino 25 Disc 622x25 (28 holes)
<b>TYRES</b>	SCHWALBE Rapid Rob 57-622 (29"x2.25) K-Guard
<b>SIZE</b>	S / M / L / XL

## GATE 30 WHITE



<b>FRAME</b>	KELLYS Dynamic RRC 29", tapered HT, internal routing, 12x148 mm Boost thru axle
<b>FORK</b>	ROCK SHOX Recon Silver RL (29") Boost, 100 mm, Solo Air / Motion Control / OneLoc Remote Lockout / Maxle Lite 15 mm thru axle
<b>CRANKSET</b>	SAMOX (34T)
<b>R/DERAILLEUR</b>	SHIMANO Deore M6100 (direct mount)
<b>SHIFTERS</b>	SHIMANO Deore SL-M6100-IR Rapidfire Plus (I-Spec EV)
<b>SPEED</b>	1x12
<b>BRAKES</b>	SHIMANO Deore MT410 Hydraulic Disc
<b>HUBS</b>	SHIMANO MT400-B / Deore MT410-B Disc Center Lock
<b>RIMS</b>	KLS Cartel Disc 622x21 (32 holes)
<b>TYRES</b>	SCHWALBE Rapid Rob 57-622 (29"x2.25) K-Guard
<b>SIZE</b>	S / M / L / XL

## GATE 30 DARK



<b>FRAME</b>	KELLYS Dynamic RRC 29", tapered HT, internal routing, 12x148 mm Boost thru axle
<b>FORK</b>	ROCK SHOX Recon Silver RL (29") Boost, 100 mm, Solo Air / Motion Control / OneLoc Remote Lockout / Maxle Lite 15 mm thru axle
<b>CRANKSET</b>	SAMOX (34T)
<b>R/DERAILLEUR</b>	SHIMANO Deore M6100 (direct mount)
<b>SHIFTERS</b>	SHIMANO Deore SL-M6100-IR Rapidfire Plus (I-Spec EV)
<b>SPEED</b>	1x12
<b>BRAKES</b>	SHIMANO Deore MT410 Hydraulic Disc
<b>HUBS</b>	SHIMANO MT400-B / Deore MT410-B Disc Center Lock
<b>RIMS</b>	KLS Cartel Disc 622x21 (32 holes)
<b>TYRES</b>	SCHWALBE Rapid Rob 57-622 (29"x2.25) K-Guard
<b>SIZE</b>	S / M / L / XL

## SPIDER X90 EMERALD GREEN (29")



<b>FRAME</b>	KELLYS Alutec RRC 29" - Race Ready Concept
<b>FORK</b>	SR SUNTOUR XCR32 ATB Air RLR DS (29"), 100 mm, air / Remote Speed Lockout
<b>CRANKSET</b>	SAMOX (34T)
<b>R/DERAILLEUR</b>	SHIMANO Deore M6100 (direct mount)
<b>SHIFTERS</b>	SHIMANO Deore SL-M6100-R Rapidfire Plus
<b>SPEED</b>	1x12
<b>BRAKES</b>	SHIMANO MT200 Hydraulic Disc
<b>HUBS</b>	SHIMANO TX505 / Deore MT401 Disc Center Lock
<b>RIMS</b>	KLS Draft 23 Disc 622x23 (32 holes)
<b>TYRES</b>	WTB Ranger Comp 55-622 (29"x2.25)
<b>SIZE 29"</b>	S / M / L / XL

## SPIDER 90 (29")



<b>FRAME</b>	KELLYS Alutec RRC 29" - Race Ready Concept
<b>FORK</b>	SR SUNTOUR XCR32 ATB Air RLR DS (29"), 100 mm, air / Remote Speed Lockout
<b>CRANKSET</b>	SAMOX (34T)
<b>R/DERAILLEUR</b>	SHIMANO Deore M6100 (direct mount)
<b>SHIFTERS</b>	SHIMANO Deore SL-M6100-R Rapidfire Plus
<b>SPEED</b>	1x12
<b>BRAKES</b>	SHIMANO MT200 Hydraulic Disc
<b>HUBS</b>	SHIMANO TX505 / Deore MT401 Disc Center Lock
<b>RIMS</b>	KLS Draft Disc 622x21 (32 holes)
<b>TYRES</b>	SCHWALBE Rapid Rob 54-622 (29"x2.10) K-Guard
<b>SIZE 29"</b>	S / M / L / XL

**SPIDER X80 MOONSTONE GREY (29")**

<b>FRAME</b>	KELLYS Alutec RRC 29" - Race Ready Concept
<b>FORK</b>	SR SUNTOUR XCR32 ATB Air RLR DS (29"), 100 mm, air / Remote Speed Lockout
<b>CRANKSET</b>	SHIMANO Cues U4000-1 (32T)
<b>R/DERAILLEUR</b>	SHIMANO Cues U6000 (direct mount)
<b>SHIFTERS</b>	SHIMANO Cues SL-U6000-10 Rapidfire Plus
<b>SPEED</b>	1x10
<b>BRAKES</b>	SHIMANO MT200 Hydraulic Disc
<b>HUBS</b>	SHIMANO TX505 Disc Center Lock
<b>RIMS</b>	KLS Draft 23 Disc 622x23 (32 holes)
<b>TYRES</b>	WTB Ranger Comp 55-622 (29"x2.25)
<b>SIZE 29"</b>	S / M / L

**SPIDER 80 MOONSTONE GREY (29")**

<b>FRAME</b>	KELLYS Alutec RRC 29" - Race Ready Concept
<b>FORK</b>	SR SUNTOUR XCR Air RLR DS (29"), 100 mm, air / Remote Speed Lockout
<b>CRANKSET</b>	SHIMANO Cues U4000-1 (32T)
<b>R/DERAILLEUR</b>	SHIMANO Cues U6000 (direct mount)
<b>SHIFTERS</b>	SHIMANO Cues SL-U6000-10 Rapidfire Plus
<b>SPEED</b>	1x10
<b>BRAKES</b>	SHIMANO MT200 Hydraulic Disc
<b>HUBS</b>	SHIMANO TX505 Disc Center Lock
<b>RIMS</b>	KLS Draft Disc 622x21 (32 holes)
<b>TYRES</b>	WTB Ranger Comp 55-622 (29"x2.25)
<b>SIZE 29"</b>	S / M / L

**SPIDER X70 YELLOW (29" / 27.5")**

<b>FRAME</b>	KELLYS Alutec RRC - Race Ready Concept
<b>FORK</b>	SR SUNTOUR XCM32 NLO DS (29" / 27.5"), 100 mm, coil / Speed Lockout
<b>CRANKSET</b>	SHIMANO Cues U4000-1 (32T)
<b>R/DERAILLEUR</b>	SHIMANO Cues U4000 (direct mount)
<b>F/DERAILLEUR</b>	SHIMANO Cues U4000
<b>SHIFTERS</b>	SHIMANO Cues SL-U4010-9R Rapidfire Plus
<b>SPEED</b>	1x9
<b>BRAKES</b>	SHIMANO MT200 Hydraulic Disc
<b>HUBS</b>	SHIMANO TX505 Disc Center Lock
<b>RIMS</b>	KLS Draft 23 Disc 622x23 / 584x23 (32 holes)
<b>TYRES</b>	WTB Ranger Comp 55-622 (29"x2.25) / 55-584 (27.5"x2.25)
<b>SIZE 29"</b>	M / L
<b>SIZE 27.5"</b>	S / M

## SPIDER X70 THUNDERSTORM BLUE (29" / 27.5")



<b>FRAME</b>	KELLYS Alutec RRC - Race Ready Concept
<b>FORK</b>	SR SUNTOUR XCM32 NLO DS (29" / 27.5"), 100 mm, coil / Speed Lockout
<b>CRANKSET</b>	SHIMANO Cues U4000-1 (32T)
<b>R/DERAILLEUR</b>	SHIMANO Cues U4000 (direct mount)
<b>F/DERAILLEUR</b>	SHIMANO Cues U4000
<b>SHIFTERS</b>	SHIMANO Cues SL-U4010-9R Rapidfire Plus
<b>SPEED</b>	1x9
<b>BRAKES</b>	SHIMANO MT200 Hydraulic Disc
<b>HUBS</b>	SHIMANO TX505 Disc Center Lock
<b>RIMS</b>	KLS Draft 23 Disc 622x23 / 584x23 (32 holes)
<b>TYRES</b>	WTB Ranger Comp 55-622 (29"x2.25) / 55-584 (27.5"x2.25)
<b>SIZE 29"</b>	S / M / L / XL
<b>SIZE 27.5"</b>	S / M

## SPIDER 70 SAND (29" / 27.5")



<b>FRAME</b>	KELLYS Alutec RRC - Race Ready Concept
<b>FORK</b>	SR SUNTOUR XCM32 NLO DS, 100 mm, coil / Speed Lockout
<b>CRANKSET</b>	SHIMANO Cues U4000-2 (36x22T)
<b>R/DERAILLEUR</b>	SHIMANO Cues U3020 (direct mount)
<b>F/DERAILLEUR</b>	SHIMANO Cues U4000 (34.9 mm)
<b>SHIFTERS</b>	SHIMANO Cues SL-U4000 Rapidfire Plus
<b>SPEED</b>	2x9
<b>BRAKES</b>	SHIMANO MT200 Hydraulic Disc
<b>HUBS</b>	SHIMANO TX505 Disc Center Lock
<b>RIMS</b>	KLS Draft Disc 622x21 / 584x21 (32 holes)
<b>TYRES</b>	IMPAC Ridgepac 54-622 (29"x2.10) / 54-584 (27.5"x2.10)
<b>SIZE 29"</b>	M / L
<b>SIZE 27.5"</b>	S / M

## SPIDER 70 BLACK (29" / 27.5")



<b>FRAME</b>	KELLYS Alutec RRC - Race Ready Concept
<b>FORK</b>	SR SUNTOUR XCM32 NLO DS, 100 mm, coil / Speed Lockout
<b>CRANKSET</b>	SHIMANO Cues U4000-2 (36x22T)
<b>R/DERAILLEUR</b>	SHIMANO Cues U3020 (direct mount)
<b>F/DERAILLEUR</b>	SHIMANO Cues U4000 (34.9 mm)
<b>SHIFTERS</b>	SHIMANO Cues SL-U4000 Rapidfire Plus
<b>SPEED</b>	2x9
<b>BRAKES</b>	SHIMANO MT200 Hydraulic Disc
<b>HUBS</b>	SHIMANO TX505 Disc Center Lock
<b>RIMS</b>	KLS Draft Disc 622x21 / 584x21 (32 holes)
<b>TYRES</b>	IMPAC Ridgepac 54-622 (29"x2.10) / 54-584 (27.5"x2.10)
<b>SIZE 29"</b>	S / M / L / XL
<b>SIZE 27.5"</b>	S / M

## SPIDER X50 GRAPHITE GREY (29" / 27.5" / 26")



<b>FRAME</b>	KELLYS Alutec RRC - Race Ready Concept
<b>FORK</b>	SR SUNTOUR XCM32 NLO DS, 100 mm, coil / Speed Lockout
<b>CRANKSET</b>	SHIMANO Essa U2000-1 (32T)
<b>R/DERAILLEUR</b>	SHIMANO Essa U2000 (direct mount)
<b>SHIFTERS</b>	SHIMANO SL-M315-8 Rapidfire Plus
<b>SPEED</b>	1x8
<b>BRAKES</b>	SHIMANO MT200 Hydraulic Disc
<b>HUBS</b>	SHIMANO TX505 Disc Center Lock
<b>RIMS</b>	KLS Draft 23 Disc 622x23 / 584x23 / 559x23 (32 holes)
<b>TYRES</b>	WTB Ranger Comp 55-622 (29"x2.25) / WTB Ranger Comp 55-584 (27.5"x2.25) / WTB Nano Comp 52-559 (26"x2.10)
<b>SIZE 29"</b>	M / L
<b>SIZE 27.5"</b>	S / M
<b>SIZE 26"</b>	XXS / XS

## SPIDER X50 SLATE GREY (29" / 27.5" / 26")



<b>FRAME</b>	KELLYS Alutec RRC - Race Ready Concept
<b>FORK</b>	SR SUNTOUR XCM32 NLO DS, 100 mm, coil / Speed Lockout
<b>CRANKSET</b>	SHIMANO Essa U2000-1 (32T)
<b>R/DERAILLEUR</b>	SHIMANO Essa U2000 (direct mount)
<b>SHIFTERS</b>	SHIMANO SL-M315-8 Rapidfire Plus
<b>SPEED</b>	1x8
<b>BRAKES</b>	SHIMANO MT200 Hydraulic Disc
<b>HUBS</b>	SHIMANO TX505 Disc Center Lock
<b>RIMS</b>	KLS Draft 23 Disc 622x23 / 584x23 / 559x23 (32 holes)
<b>TYRES</b>	WTB Ranger Comp 55-622 (29"x2.25) / WTB Ranger Comp 55-584 (27.5"x2.25) / WTB Nano Comp 52-559 (26"x2.10)
<b>SIZE 29"</b>	M / L
<b>SIZE 27.5"</b>	S / M
<b>SIZE 26"</b>	XXS / XS

## SPIDER 50 BLACK (29" / 27.5" / 26")



<b>FRAME</b>	KELLYS Alutec RRC - Race Ready Concept
<b>FORK</b>	SR SUNTOUR XCM32 NLO DS, 100 mm, coil / Speed Lockout
<b>CRANKSET</b>	SHIMANO TY501 (42x34x24T)
<b>R/DERAILLEUR</b>	SHIMANO Altus M310 (direct mount)
<b>F/DERAILLEUR</b>	SHIMANO TY600 (34.9 mm)
<b>SHIFTERS</b>	SHIMANO SL-M315 Rapidfire Plus
<b>SPEED</b>	3x8
<b>BRAKES</b>	SHIMANO MT200 Hydraulic Disc
<b>HUBS</b>	SHIMANO TX505 Disc Center Lock
<b>RIMS</b>	KLS Draft Disc 622x21 / 584x21 / 559x21 (32 holes)
<b>TYRES</b>	IMPAC Ridgepac 54-622 (29"x2.10) / 54-584 (27.5"x2.10) / 54-559 (26"x2.10)
<b>SIZE 29"</b>	M / L / XL
<b>SIZE 27.5"</b>	S / M
<b>SIZE 26"</b>	XXS / XS

## SPIDER 50 RED (29" / 27.5" / 26")



<b>FRAME</b>	KELLYS Alutec RRC - Race Ready Concept
<b>FORK</b>	SR SUNTOUR XCM32 NLO DS, 100 mm, coil / Speed Lockout
<b>CRANKSET</b>	SHIMANO TY501 (42x34x24T)
<b>R/DERAILLEUR</b>	SHIMANO Altus M310 (direct mount)
<b>F/DERAILLEUR</b>	SHIMANO TY600 (34.9 mm)
<b>SHIFTERS</b>	SHIMANO SL-M315 Rapidfire Plus
<b>SPEED</b>	3x8
<b>BRAKES</b>	SHIMANO MT200 Hydraulic Disc
<b>HUBS</b>	SHIMANO TX505 Disc Center Lock
<b>RIMS</b>	KLS Draft Disc 622x21 / 584x21 / 559x21 (32 holes)
<b>TYRES</b>	IMPAC Ridgepac 54-622 (29"x2.10) / 54-584 (27.5"x2.10) / 54-559 (26"x2.10)
<b>SIZE 29"</b>	M / L
<b>SIZE 27.5"</b>	S / M
<b>SIZE 26"</b>	XXS / XS

## SPIDER 30 BLACK (29" / 27.5" / 26")



<b>FRAME</b>	KELLYS Alutec RRC - Race Ready Concept
<b>FORK</b>	SR SUNTOUR XCE28 DS, 100 mm, coil spring
<b>CRANKSET</b>	SHIMANO TY301 (42x34x24T)
<b>R/DERAILLEUR</b>	SHIMANO TX800 (direct mount)
<b>F/DERAILLEUR</b>	SHIMANO TY600 (34.9 mm)
<b>SHIFTERS</b>	SHIMANO ST-EF500-8 EZ-fire Plus
<b>SPEED</b>	3x8
<b>BRAKES</b>	Mechanical Disc
<b>HUBS</b>	KLS Firework Disc
<b>RIMS</b>	KLS Draft Disc 622x21 / 584x21 / 559x21 (32 holes)
<b>TYRES</b>	IMPAC Ridgepac 54-622 (29"x2.10) / 54-584 (27.5"x2.10) / 54-559 (26"x2.10)
<b>SIZE 29"</b>	S / M / L / XL
<b>SIZE 27.5"</b>	S / M
<b>SIZE 26"</b>	XXS / XS

## SPIDER 30 BLUE (29" / 27.5" / 26")



<b>FRAME</b>	KELLYS Alutec RRC - Race Ready Concept
<b>FORK</b>	SR SUNTOUR XCE28 DS, 100 mm, coil spring
<b>CRANKSET</b>	SHIMANO TY301 (42x34x24T)
<b>R/DERAILLEUR</b>	SHIMANO TX800 (direct mount)
<b>F/DERAILLEUR</b>	SHIMANO TY600 (34.9 mm)
<b>SHIFTERS</b>	SHIMANO ST-EF500-8 EZ-fire Plus
<b>SPEED</b>	3x8
<b>BRAKES</b>	Mechanical Disc
<b>HUBS</b>	KLS Firework Disc
<b>RIMS</b>	KLS Draft Disc 622x21 / 584x21 / 559x21 (32 holes)
<b>TYRES</b>	IMPAC Ridgepac 54-622 (29"x2.10) / 54-584 (27.5"x2.10) / 54-559 (26"x2.10)
<b>SIZE 29"</b>	M / L
<b>SIZE 27.5"</b>	S / M
<b>SIZE 26"</b>	XXS / XS

**SPIDER 10 NEON YELLOW** (29" / 27.5" / 26")

<b>FRAME</b>	KELLYS Alutec RRC - Race Ready Concept
<b>FORK</b>	SR SUNTOUR XCE28 P, 80 mm, coil spring
<b>CRANKSET</b>	PROWHEEL (42x34x24T)
<b>R/DERAILLEUR</b>	SHIMANO TY300 (direct mount)
<b>F/DERAILLEUR</b>	SHIMANO TY300 (34.9 mm)
<b>SHIFTERS</b>	SHIMANO ST-EF41-7 EZ-fire Plus
<b>SPEED</b>	3x7
<b>BRAKES</b>	APSE V-brake
<b>HUBS</b>	alloy / SHIMANO TY500
<b>RIMS</b>	KLS Draft Disc 622x21 / 584x21 / 559x21 (32 holes)
<b>TYRES</b>	IMPAC Ridgepac 54-622 (29"x2.10) / 54-584 (27.5"x2.10) / 54-559 (26"x2.10)

<b>SIZE 29"</b>	M / L
<b>SIZE 27.5"</b>	S / M
<b>SIZE 26"</b>	XXS / XS

**SPIDER 10 GREEN** (29" / 27.5" / 26")

<b>FRAME</b>	KELLYS Alutec RRC - Race Ready Concept
<b>FORK</b>	SR SUNTOUR XCE28 P, 80 mm, coil spring
<b>CRANKSET</b>	PROWHEEL (42x34x24T)
<b>R/DERAILLEUR</b>	SHIMANO TY300 (direct mount)
<b>F/DERAILLEUR</b>	SHIMANO TY300 (34.9 mm)
<b>SHIFTERS</b>	SHIMANO ST-EF41-7 EZ-fire Plus
<b>SPEED</b>	3x7
<b>BRAKES</b>	APSE V-brake
<b>HUBS</b>	alloy / SHIMANO TY500
<b>RIMS</b>	KLS Draft Disc 622x21 / 584x21 / 559x21 (32 holes)
<b>TYRES</b>	IMPAC Ridgepac 54-622 (29"x2.10) / 54-584 (27.5"x2.10) / 54-559 (26"x2.10)

<b>SIZE 29"</b>	M / L
<b>SIZE 27.5"</b>	S / M
<b>SIZE 26"</b>	XXS / XS

**MYSTERY 70** (29" / 27.5")

<b>FRAME</b>	KELLYS Dynamic KLC - LSG, tapered HT, internal routing, 12x148 mm Boost thru axle
<b>FORK</b>	ROCK SHOX Recon GOLD RL Boost, 100 mm, DebonAir / Motion Control / OneLoc Remote Lockout / Maxle Lite 15 mm thru axle
<b>CRANKSET</b>	SHIMANO Deore XT M8120-1 Hollowtech II (34T)
<b>R/DERAILLEUR</b>	SHIMANO Deore XT M8100 (direct mount)
<b>SHIFTERS</b>	SHIMANO SLX SL-M7100-IR Rapidfire Plus (I-Spec EV)
<b>SPEED</b>	1x12
<b>BRAKES</b>	SHIMANO Deore MT410 Hydraulic Disc
<b>HUBS</b>	SHIMANO MT400-B / Deore MT410-B Disc Center Lock
<b>RIMS</b>	KLS Cartel Disc 622x21 / 584x21 (32 holes)
<b>TYRES</b>	SCHWALBE Rapid Rob 57-622 (29"x2.25) / 57-584 (27.5"x2.25) K-Guard

<b>SIZE 29"</b>	M / L
<b>SIZE 27.5"</b>	S

**MYSTERY 50** (29" / 27.5")

<b>FRAME</b>	KELLYS Dynamic KLC - LSG, tapered HT, internal routing, 12x148 mm Boost thru axle
<b>FORK</b>	ROCK SHOX Recon Silver RL (29") Boost, 100 mm, Solo Air / Motion Control / OneLoc Remote Lockout / Maxle Lite 15 mm thru axle
<b>CRANKSET</b>	SHIMANO Deore MT510-1 (32T)
<b>R/DERAILLEUR</b>	SHIMANO Deore XT M8100 (direct mount)
<b>SHIFTERS</b>	SHIMANO SLX SL-M7100-IR Rapidfire Plus (I-Spec EV)
<b>SPEED</b>	1x12
<b>BRAKES</b>	SHIMANO Deore MT410 Hydraulic Disc
<b>HUBS</b>	SHIMANO MT400-B / Deore MT410-B Disc Center Lock
<b>RIMS</b>	KLS Cartel Disc 622x21 / 584x21 (32 holes)
<b>TYRES</b>	SCHWALBE Rapid Rob 57-622 (29"x2.25) / 57-584 (27.5"x2.25) K-Guard

<b>SIZE 29"</b>	M / L
<b>SIZE 27.5"</b>	S

**MYSTERY 30** (29" / 27.5")

<b>FRAME</b>	KELLYS Dynamic KLC - LSG, tapered HT, internal routing, 12x148 mm Boost thru axle
<b>FORK</b>	ROCK SHOX Recon Silver RL (29") Boost, 100 mm, Solo Air / Motion Control / OneLoc Remote Lockout / Maxle Lite 15 mm thru axle
<b>CRANKSET</b>	SAMOX (32T)
<b>R/DERAILLEUR</b>	SHIMANO Deore M6100 (direct mount)
<b>SHIFTERS</b>	SHIMANO Deore SL-M6100-IR Rapidfire Plus (I-Spec EV)
<b>SPEED</b>	1x12
<b>BRAKES</b>	SHIMANO Deore MT410 Hydraulic Disc
<b>HUBS</b>	SHIMANO MT400-B / Deore MT410-B Disc Center Lock
<b>RIMS</b>	KLS Cartel Disc 622x21 / 584x21 (32 holes)
<b>TYRES</b>	SCHWALBE Rapid Rob 57-622 (29"x2.25) / 57-584 (27.5"x2.25) K-Guard

<b>SIZE 29"</b>	M / L
<b>SIZE 27.5"</b>	S



## VANITY X90 THUNDERSTORM PURPLE (29" / 27.5")



<b>FRAME</b>	KELLYS KLC - Lady Sport Geometry
<b>FORK</b>	SR SUNTOUR XCR32 ATB Air RLR DS, 100 mm, air / Remote Speed Lockout
<b>CRANKSET</b>	SAMOX (34T)
<b>R/DERAILLEUR</b>	SHIMANO Deore M6100 (direct mount)
<b>SHIFTERS</b>	SHIMANO Deore SL-M6100-R Rapidfire Plus
<b>SPEED</b>	1x12
<b>BRAKES</b>	SHIMANO MT200 Hydraulic Disc
<b>HUBS</b>	SHIMANO TX505 / Deore MT401 Disc Center Lock
<b>RIMS</b>	KLS Draft 23 Disc 622x23 / 584x23 (32 holes)
<b>TYRES</b>	WTB Ranger Comp 55-622 (29"x2.25) / WTB Ranger Comp 55-584 (27.5"x2.25)

<b>SIZE 29"</b>	M / L
<b>SIZE 27.5"</b>	S / M

## VANITY 90 (29" / 27.5")



<b>FRAME</b>	KELLYS KLC - Lady Sport Geometry
<b>FORK</b>	SR SUNTOUR XCR Air RLR DS, 100 mm, air / Remote Speed Lockout
<b>CRANKSET</b>	SAMOX (34T)
<b>R/DERAILLEUR</b>	SHIMANO Deore M6100 (direct mount)
<b>SHIFTERS</b>	SHIMANO Deore SL-M6100-R Rapidfire Plus
<b>SPEED</b>	1x12
<b>BRAKES</b>	SHIMANO MT200 Hydraulic Disc
<b>HUBS</b>	SHIMANO TX505 / Deore MT401 Disc Center Lock
<b>RIMS</b>	KLS Draft Disc 622x21 / 584x21 (32 holes)
<b>TYRES</b>	SCHWALBE Rapid Rob 54-622 (29"x2.10) / 54-584 (27.5"x2.10 K-Guard)

<b>SIZE 29"</b>	M / L
<b>SIZE 27.5"</b>	S / M

## VANITY X80 GRAPHITE GREY (29" / 27.5")



<b>FRAME</b>	KELLYS KLC - Lady Sport Geometry
<b>FORK</b>	SR SUNTOUR XCR32 ATB Air RLR DS, 100 mm, air / Remote Speed Lockout
<b>CRANKSET</b>	SHIMANO Cues U4000-1 (32T)
<b>R/DERAILLEUR</b>	SHIMANO Cues U6000 (direct mount)
<b>SHIFTERS</b>	SHIMANO Cues SL-U6000-10R Rapidfire Plus
<b>SPEED</b>	1x10
<b>BRAKES</b>	SHIMANO MT200 Hydraulic Disc
<b>HUBS</b>	SHIMANO TX505 Disc Center Lock
<b>RIMS</b>	KLS Draft 23 Disc 622x23 / 584x23 (32 holes)
<b>TYRES</b>	WTB Ranger Comp 55-622 (29"x2.25) / WTB Ranger Comp 55-584 (27.5"x2.25)

<b>SIZE 29"</b>	M / L
<b>SIZE 27.5"</b>	S / M

## VANITY 80 (29" / 27.5")



<b>FRAME</b>	KELLYS KLC - Lady Sport Geometry
<b>FORK</b>	SR SUNTOUR XCR Air RLR DS, 100 mm, air / Remote Speed Lockout
<b>CRANKSET</b>	SHIMANO Cues U4000-1 (32T)
<b>R/DERAILLEUR</b>	SHIMANO Cues U6000 (direct mount)
<b>SHIFTERS</b>	SHIMANO Cues SL-U6000-10 Rapidfire Plus
<b>SPEED</b>	1x10
<b>BRAKES</b>	SHIMANO MT200 Hydraulic Disc
<b>HUBS</b>	SHIMANO TX505 Disc Center Lock
<b>RIMS</b>	KLS Draft Disc 622x21 / 584x21 (32 holes)
<b>TYRES</b>	IMPAC Ridgepac 54-622 (29"x2.10) / 54-584 (27.5"x2.10)
<b>SIZE 29"</b>	M / L
<b>SIZE 27.5"</b>	S / M

## VANITY X70 MISTY BLUE (29" / 27.5")



<b>FRAME</b>	KELLYS KLC - Lady Sport Geometry
<b>FORK</b>	SR SUNTOUR XCM32 NLO DS (29"), 100 mm, coil / Speed Lockout
<b>CRANKSET</b>	SHIMANO Cues U4000-1 (32T)
<b>R/DERAILLEUR</b>	SHIMANO Cues U4000 (direct mount)
<b>SHIFTERS</b>	SHIMANO Cues SL-U4010-9 / U4000 Rapidfire Plus
<b>SPEED</b>	1x9
<b>BRAKES</b>	SHIMANO MT200 Hydraulic Disc
<b>HUBS</b>	SHIMANO TX505 Disc Center Lock
<b>RIMS</b>	KLS Draft 23 Disc 622x23 / 584x23 (32 holes)
<b>TYRES</b>	WTB Ranger Comp 55-622 (29"x2.25) / WTB Ranger Comp 55-584 (27.5"x2.25)
<b>SIZE 29"</b>	M / L
<b>SIZE 27.5"</b>	S / M

## VANITY X70 RASPBERRY (29" / 27.5")



<b>FRAME</b>	KELLYS KLC - Lady Sport Geometry
<b>FORK</b>	SR SUNTOUR XCM32 NLO DS (29"), 100 mm, coil / Speed Lockout
<b>CRANKSET</b>	SHIMANO Cues U4000-1 (32T)
<b>R/DERAILLEUR</b>	SHIMANO Cues U4000 (direct mount)
<b>SHIFTERS</b>	SHIMANO Cues SL-U4010-9 / U4000 Rapidfire Plus
<b>SPEED</b>	1x9
<b>BRAKES</b>	SHIMANO MT200 Hydraulic Disc
<b>HUBS</b>	SHIMANO TX505 Disc Center Lock
<b>RIMS</b>	KLS Draft 23 Disc 622x23 / 584x23 (32 holes)
<b>TYRES</b>	WTB Ranger Comp 55-622 (29"x2.25) / WTB Ranger Comp 55-584 (27.5"x2.25)
<b>SIZE 29"</b>	M / L
<b>SIZE 27.5"</b>	S / M



## VANITY 70 WHITE (29" / 27.5")



<b>FRAME</b>	KELLYS KLC - Lady Sport Geometry
<b>FORK</b>	SR SUNTOUR XCM32 NLO DS, 100 mm, coil / Speed Lockout
<b>CRANKSET</b>	SHIMANO Cues U4000-2 (36x22T)
<b>R/DERAILLEUR</b>	SHIMANO Cues U3020 (direct mount)
<b>F/DERAILLEUR</b>	SHIMANO Cues U4000 (34.9 mm)
<b>SHIFTERS</b>	SHIMANO Cues SL-U4010-9 / U4000 Rapidfire Plus
<b>SPEED</b>	1x10
<b>BRAKES</b>	SHIMANO MT200 Hydraulic Disc
<b>HUBS</b>	SHIMANO TX505 Disc Center Lock
<b>RIMS</b>	KLS Draft Disc 622x21 / 584x21
<b>TYRES</b>	IMPAC Ridgepac 54-622 (29"x2.10) / 54-584 (27.5"x2.10)

<b>SIZE 29"</b>	M / L
<b>SIZE 27.5"</b>	S / M

## VANITY 70 RASPBERRY (29" / 27.5")



<b>FRAME</b>	KELLYS KLC - Lady Sport Geometry
<b>FORK</b>	SR SUNTOUR XCM32 NLO DS, 100 mm, coil / Speed Lockout
<b>CRANKSET</b>	SHIMANO Cues U4000-2 (36x22T)
<b>R/DERAILLEUR</b>	SHIMANO Cues U3020 (direct mount)
<b>F/DERAILLEUR</b>	SHIMANO Cues U4000 (34.9 mm)
<b>SHIFTERS</b>	SHIMANO Cues SL-U4010-9 / U4000 Rapidfire Plus
<b>SPEED</b>	1x10
<b>BRAKES</b>	SHIMANO MT200 Hydraulic Disc
<b>HUBS</b>	SHIMANO TX505 Disc Center Lock
<b>RIMS</b>	KLS Draft Disc 622x21 / 584x21 (32 holes)
<b>TYRES</b>	IMPAC Ridgepac 54-622 (29"x2.10) / 54-584 (27.5"x2.10)

<b>SIZE 29"</b>	M / L
<b>SIZE 27.5"</b>	S / M

## VANITY X50 ROSE GOLD (29" / 27.5" / 26")



<b>FRAME</b>	KELLYS KLC - Lady Sport Geometry
<b>FORK</b>	SR SUNTOUR XCM32 NLO DS (29"), 100 mm, coil / Speed Lockout
<b>CRANKSET</b>	SHIMANO Essa U2000-1 (32T)
<b>R/DERAILLEUR</b>	SHIMANO Essa U2000 (direct mount)
<b>SHIFTERS</b>	SHIMANO SL-M315-8R Rapidfire Plus
<b>SPEED</b>	1x8
<b>BRAKES</b>	SHIMANO MT200 Hydraulic Disc
<b>HUBS</b>	SHIMANO TX505 Disc Center Lock
<b>RIMS</b>	KLS Draft 23 Disc 622x23 / 584x23 / 559x23 (32 holes)
<b>TYRES</b>	WTB Ranger Comp 55-622 (29"x2.25) / WTB Ranger Comp 55-584 (27.5"x2.25) / WTB Nano Comp 52-559 (26"x2.10)

<b>SIZE 29"</b>	M / L
<b>SIZE 27.5"</b>	S / M
<b>SIZE 26"</b>	XS / S

## VANITY X50 SKY BLUE (29" / 27.5" / 26")



<b>FRAME</b>	KELLYS KLC - Lady Sport Geometry
<b>FORK</b>	SR SUNTOUR XCM32 NLO DS (29"), 100 mm, coil / Speed Lockout
<b>CRANKSET</b>	SHIMANO Essa U2000-1 (32T)
<b>R/DERAILLEUR</b>	SHIMANO Essa U2000 (direct mount)
<b>SHIFTERS</b>	SHIMANO SL-M315-8R Rapidfire Plus
<b>SPEED</b>	1x8
<b>BRAKES</b>	SHIMANO MT200 Hydraulic Disc
<b>HUBS</b>	SHIMANO TX505 Disc Center Lock
<b>RIMS</b>	KLS Draft 23 Disc 622x23 / 584x23 / 559x23 (32 holes)
<b>TYRES</b>	WTB Ranger Comp 55-622 (29"x2.25) / WTB Ranger Comp 55-584 (27.5"x2.25) / WTB Nano Comp 52-559 (26"x2.10)

<b>SIZE 29"</b>	M / L
<b>SIZE 27.5"</b>	S / M
<b>SIZE 26"</b>	XS / S

## VANITY 50 ROSE GOLD (29")



<b>FRAME</b>	KELLYS KLC 29" - Lady Sport Geometry
<b>FORK</b>	SR SUNTOUR XCM32 NLO DS (29"), 100 mm, coil / Speed Lockout
<b>CRANKSET</b>	SHIMANO TY501 (42x34x24T)
<b>R/DERAILLEUR</b>	SHIMANO Altus M310 (direct mount)
<b>F/DERAILLEUR</b>	SHIMANO TY600 (34.9 mm)
<b>SHIFTERS</b>	SHIMANO SL-M315 Rapidfire Plus
<b>SPEED</b>	3x8
<b>BRAKES</b>	SHIMANO MT200 Hydraulic Disc
<b>HUBS</b>	SHIMANO TX505 Disc Center Lock
<b>RIMS</b>	KLS Draft Disc 622x21 (32 holes)
<b>TYRES</b>	WTB Ranger Comp 55-622 (29"x2.25)

<b>SIZE 29"</b>	M / L
-----------------	-------

## VANITY 50 ULTRAVIOLET (29" / 27.5" / 26")



<b>FRAME</b>	KELLYS KLC - Lady Sport Geometry
<b>FORK</b>	SR SUNTOUR XCM HLO DS, 100 mm, coil / Speed Lockout
<b>CRANKSET</b>	SHIMANO TY501 (42x34x24T)
<b>R/DERAILLEUR</b>	SHIMANO Altus M310 (direct mount)
<b>F/DERAILLEUR</b>	SHIMANO TY600 (34.9 mm)
<b>SHIFTERS</b>	SHIMANO SL-M315 Rapidfire Plus
<b>SPEED</b>	3x8
<b>BRAKES</b>	SHIMANO MT200 Hydraulic Disc
<b>HUBS</b>	SHIMANO TX505 Disc Center Lock
<b>RIMS</b>	KLS Draft Disc 622x21 / 584x21 / 559x21 (32 holes)
<b>TYRES</b>	IMPAC Ridgepac 54-622 (29"x2.10) / 54-584 (27.5"x2.10) / 54-559 (26"x2.10)

<b>SIZE 29"</b>	M / L
<b>SIZE 27.5"</b>	S / M
<b>SIZE 26"</b>	XS / S

**VANITY 50 SKY BLUE** (29" / 27.5" / 26")

<b>FRAME</b>	KELLYS KLC - Lady Sport Geometry
<b>FORK</b>	SR SUNTOUR XCM HLO DS, 100 mm, coil / Speed Lockout
<b>CRANKSET</b>	SHIMANO TY501 (42x34x24T)
<b>R/DERAILLEUR</b>	SHIMANO Altus M310 (direct mount)
<b>F/DERAILLEUR</b>	SHIMANO TY600 (34.9 mm)
<b>SHIFTERS</b>	SHIMANO SL-M315 Rapidfire Plus
<b>SPEED</b>	3x8
<b>BRAKES</b>	SHIMANO MT200 Hydraulic Disc
<b>HUBS</b>	SHIMANO TX505 Disc Center Lock
<b>RIMS</b>	KLS Draft Disc 622x21 / 584x21 / 559x21 (32 holes)
<b>TYRES</b>	IMPAC Ridgepac 54-622 (29"x2.10) / 54-584 (27.5"x2.10) / 54-559 (26"x2.10)

<b>SIZE 29"</b>	M / L
<b>SIZE 27.5"</b>	S / M
<b>SIZE 26"</b>	XS / S

**VANITY 30 WHITE** (29" / 27.5" / 26")

<b>FRAME</b>	KELLYS KLC - Lady Sport Geometry
<b>FORK</b>	SR SUNTOUR XCE28 DS, 100 mm, coil spring
<b>CRANKSET</b>	SHIMANO TY301 (42x34x24T)
<b>R/DERAILLEUR</b>	SHIMANO TX800 (direct mount)
<b>F/DERAILLEUR</b>	SHIMANO TY600 (34.9 mm)
<b>SHIFTERS</b>	SHIMANO ST-EF500-8 EZ-fire Plus
<b>SPEED</b>	3x8
<b>BRAKES</b>	Mechanical Disc
<b>HUBS</b>	KLS Firework Disc
<b>RIMS</b>	KLS Draft Disc 622x21 / 584x21 / 559x21 (32 holes)
<b>TYRES</b>	IMPAC Ridgepac 54-622 (29"x2.10) / 54-584 (27.5"x2.10) / 54-559 (26"x2.10)

<b>SIZE 29"</b>	M / L
<b>SIZE 27.5"</b>	S / M
<b>SIZE 26"</b>	XS / S

**VANITY 30 GREY** (29" / 27.5" / 26")

<b>FRAME</b>	KELLYS KLC - Lady Sport Geometry
<b>FORK</b>	SR SUNTOUR XCE28 DS, 100 mm, coil spring
<b>CRANKSET</b>	SHIMANO TY301 (42x34x24T)
<b>R/DERAILLEUR</b>	SHIMANO TX800 (direct mount)
<b>F/DERAILLEUR</b>	SHIMANO TY600 (34.9 mm)
<b>SHIFTERS</b>	SHIMANO ST-EF500-8 EZ-fire Plus
<b>SPEED</b>	3x8
<b>BRAKES</b>	Mechanical Disc
<b>HUBS</b>	KLS Firework Disc
<b>RIMS</b>	KLS Draft Disc 622x21 / 584x21 / 559x21 (32 holes)
<b>TYRES</b>	IMPAC Ridgepac 54-622 (29"x2.10) / 54-584 (27.5"x2.10) / 54-559 (26"x2.10)

<b>SIZE 29"</b>	M / L
<b>SIZE 27.5"</b>	S / M
<b>SIZE 26"</b>	XS / S

## VANITY 10 AQUA GREEN (29" / 27.5" / 26")



<b>FRAME</b>	KELLYS KLC - Lady Sport Geometry
<b>FORK</b>	SR SUNTOUR XCE28 P, 80 mm, coil spring
<b>CRANKSET</b>	PROWHEEL (42x34x24T)
<b>R/DERAILLEUR</b>	SHIMANO TY200 (direct mount)
<b>F/DERAILLEUR</b>	SHIMANO TY300 (34.9 mm)
<b>SHIFTERS</b>	SHIMANO ST-EF41-7 EZ-fire Plus
<b>SPEED</b>	3x7
<b>BRAKES</b>	APSE V-brake
<b>HUBS</b>	alloy / SHIMANO TY500
<b>RIMS</b>	KLS Draft Disc 622x21 / 584x21 / 559x21 (32 holes)
<b>TYRES</b>	IMPAC Ridgepac 54-622 (29"x2.10) / 54-584 (27.5"x2.10) / 54-559 (26"x2.10)

<b>SIZE 29"</b>	M / L
<b>SIZE 27.5"</b>	S / M
<b>SIZE 26"</b>	XS / S

## VANITY 10 WHITE (29" / 27.5" / 26")



<b>FRAME</b>	KELLYS KLC - Lady Sport Geometry
<b>FORK</b>	SR SUNTOUR XCE28 P, 80 mm, coil spring
<b>CRANKSET</b>	PROWHEEL (42x34x24T)
<b>R/DERAILLEUR</b>	SHIMANO TY200 (direct mount)
<b>F/DERAILLEUR</b>	SHIMANO TY300 (34.9 mm)
<b>SHIFTERS</b>	SHIMANO ST-EF41-7 EZ-fire Plus
<b>SPEED</b>	3x7
<b>BRAKES</b>	APSE V-brake
<b>HUBS</b>	alloy / SHIMANO TY500
<b>RIMS</b>	KLS Draft Disc 622x21 / 584x21 / 559x21 (32 holes)
<b>TYRES</b>	IMPAC Ridgepac 54-622 (29"x2.10) / 54-584 (27.5"x2.10) / 54-559 (26"x2.10)

<b>SIZE 29"</b>	M / L
<b>SIZE 27.5"</b>	S / M
<b>SIZE 26"</b>	XS / S



## WHIP 70 DJ DUSTY ORANGE



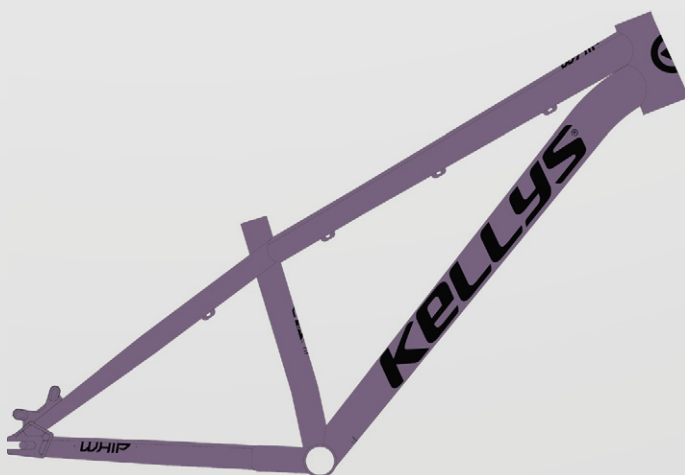
<b>FRAME</b>	KELLYS Dirt 26", tapered HT, single-speed
<b>FORK</b>	X-FUSION Slant RC (26"), 100 mm, air / RC damper / LockX 15 mm thru axle
<b>CRANKSET</b>	PROWHEEL DMJ (32T) - length 170 mm
<b>SPEED</b>	1
<b>BRAKES</b>	SHIMANO MT500 Hydraulic Disc rear
<b>HUBS</b>	KT Disc (15x100 mm) / KT Disc single-speed
<b>RIMS</b>	KLS Asesino 30 Disc 559x30 (32 holes)
<b>TYRES</b>	SCHWALBE Billy Bonkers 57-559 (26"x2.25) K-Guard, Bronze Sidewall
<b>SIZE</b>	M / L

## WHIP 70



<b>FRAME</b>	KELLYS Dirt 26", tapered HT, single-speed
<b>FORK</b>	X-FUSION Slant RC (26"), 100 mm, air / RC damper / LockX 15 mm thru axle
<b>CRANKSET</b>	SAMOX (32T)
<b>SPEED</b>	1
<b>BRAKES</b>	SHIMANO MT500 Hydraulic Disc rear
<b>HUBS</b>	KT Disc (15x100 mm) / KT Disc single-speed
<b>RIMS</b>	KLS Brave Disc 559x23 (32 holes)
<b>TYRES</b>	SCHWALBE Billy Bonkers 54-559 (26"x2.10) K-Guard, Bronze Sidewall
<b>SIZE</b>	M / L

## WHIP 50 DX DUSTY PURPLE



<b>FRAME</b>	KELLYS Dirt 26", tapered HT, ISCG 05
<b>FORK</b>	RST Dirt T (26"), 100 mm, coil spring
<b>CRANKSET</b>	SAMOX (32T)
<b>R/DERAILLEUR</b>	SRAM X4
<b>SHIFTERS</b>	SRAM X5 9-Speed Trigger
<b>SPEED</b>	1x9
<b>BRAKES</b>	SHIMANO MT200 Hydraulic Disc
<b>HUBS</b>	KLS Firework Disc
<b>RIMS</b>	KLS Asesino 30 Disc 559x30 (32 holes)
<b>TYRES</b>	SCHWALBE Billy Bonkers 54-559 (26"x2.10) K-Guard
<b>SIZE</b>	M / L

## WHIP 50 GREY



<b>FRAME</b>	KELLYS Dirt 26", tapered HT, ISCG 05
<b>FORK</b>	RST Dirt T (26"), 100 mm, coil spring SAMOX (32T)
<b>CRANKSET</b>	SRAM X4
<b>R/DERAILLEUR</b>	SRAM X5 9-Speed Trigger
<b>SHIFTERS</b>	1x9
<b>SPEED</b>	SHIMANO MT200 Hydraulic Disc
<b>BRAKES</b>	KLS Firework Disc
<b>HUBS</b>	KLS Brave Disc 559x23 (32 holes)
<b>RIMS</b>	SCHWALBE Billy Bonkers 54-559 (26"x2.10) K-Guard, Bronze
<b>TYRES</b>	Sidewall
<b>SIZE</b>	M / L

## WHIP 50



<b>FRAME</b>	KELLYS Dirt 26", tapered HT, ISCG 05
<b>FORK</b>	SR SUNTOUR XCR32 Coil LOR DS (26"), 100 mm, coil / Speed Lockout
<b>CRANKSET</b>	SAMOX (32T)
<b>R/DERAILLEUR</b>	SRAM X4
<b>SHIFTERS</b>	SRAM X5 9-Speed Trigger
<b>SPEED</b>	1x9
<b>BRAKES</b>	SHIMANO MT200 Hydraulic Disc
<b>HUBS</b>	KLS Firework Disc
<b>RIMS</b>	KLS Brave Disc 559x23 (32 holes)
<b>TYRES</b>	KENDA Small Block Eight 58-559 (26"x2.35)
<b>SIZE</b>	M / L

## WHIP 30 DJ GRAPHITE GREY



<b>FRAME</b>	KELLYS Dirt 26", tapered HT, single-speed
<b>FORK</b>	RST Omega T (26"), 100 mm, coil spring
<b>CRANKSET</b>	SAMOX (32T)
<b>SPEED</b>	1
<b>BRAKES</b>	Mechanical Disc
<b>HUBS</b>	KLS Firework Disc / KT Disc single-speed
<b>RIMS</b>	KLS Asesino 30 Disc 559x30 (32 holes)
<b>TYRES</b>	KENDA Small Block Eight 58-559 (26"x2.35)
<b>SIZE</b>	M / L



## WHIP 30 WHITE



<b>FRAME</b>	KELLYS Dirt 26", tapered HT, single-speed
<b>FORK</b>	RST Omega T (26"), 100 mm, coil spring
<b>CRANKSET</b>	SAMOX (32T)
<b>SPEED</b>	1
<b>BRAKES</b>	Mechanical Disc
<b>HUBS</b>	KLS Firework Disc / KT Disc single-speed
<b>RIMS</b>	KLS Brave Disc 559x23 (32 holes)
<b>TYRES</b>	SCHWALBE Billy Bonkers 54-559 (26"x2.10) K-Guard, Bronze Sidewall
<b>SIZE</b>	M / L

## WHIP 30



<b>FRAME</b>	KELLYS Dirt 26", tapered HT, single-speed
<b>FORK</b>	RST Omega T (26"), 100 mm, coil / Lockout
<b>CRANKSET</b>	SAMOX (32T)
<b>SPEED</b>	1
<b>BRAKES</b>	Mechanical Disc
<b>HUBS</b>	KLS Firework Disc / KT Disc single-speed
<b>RIMS</b>	KLS Brave Disc 559x23 (32 holes)
<b>TYRES</b>	SCHWALBE Billy Bonkers 54-559 (26"x2.10) K-Guard, Bronze Sidewall
<b>SIZE</b>	M / L

## WHIP 10 DX MINERAL TEAL



<b>FRAME</b>	KELLYS Dirt 26", tapered HT, ISCG 05
<b>FORK</b>	SR SUNTOUR XCM DS (26"), 100 mm, coil spring
<b>CRANKSET</b>	SAMOX (32T)
<b>R/DERAILLEUR</b>	microSHIFT Acolyte M5180
<b>SHIFTERS</b>	microSHIFT Acolyte SL-M6180-R
<b>SPEED</b>	1x8
<b>BRAKES</b>	Mechanical Disc
<b>HUBS</b>	KLS Firework Disc
<b>RIMS</b>	KLS Draft Disc 559x21 (32 holes)
<b>TYRES</b>	KENDA Small Block Eight 58-559 (26"x2.35)
<b>SIZE</b>	M / L

## WHIP 10 DX MOONSTONE GREY



<b>FRAME</b>	KELLYS Dirt 26", tapered HT, ISCG 05
<b>FORK</b>	SR SUNTOUR XCM DS (26"), 100 mm, coil spring
<b>CRANKSET</b>	SAMOX (32T)
<b>R/DERAILLEUR</b>	microSHIFT Acolyte M5180
<b>SHIFTERS</b>	microSHIFT Acolyte SL-M6180-R
<b>SPEED</b>	1x8
<b>BRAKES</b>	Mechanical Disc
<b>HUBS</b>	KLS Firework Disc
<b>RIMS</b>	KLS Draft Disc 559x21 (32 holes)
<b>TYRES</b>	KENDA Small Block Eight 58-559 (26"x2.35)

**SIZE** M / L

## WHIP 10 RAW



<b>FRAME</b>	KELLYS Dirt 26", tapered HT, ISCG 05
<b>FORK</b>	SR SUNTOUR XCM DS (26"), 100 mm, coil spring
<b>CRANKSET</b>	SAMOX (32T)
<b>R/DERAILLEUR</b>	SHIMANO Acera M3020-8 (direct mount)
<b>SHIFTERS</b>	SHIMANO SL-M315 Rapidfire Plus
<b>SPEED</b>	1x7
<b>BRAKES</b>	Mechanical Disc
<b>HUBS</b>	KT Disc (32 holes)
<b>RIMS</b>	KLS Draft Disc 559x21 (32 holes)
<b>TYRES</b>	KENDA Small Block Eight 58-559 (26"x2.35)

**SIZE** M / L

## WHIP 10 TEAL



<b>FRAME</b>	KELLYS Dirt 26", tapered HT, ISCG 05
<b>FORK</b>	SR SUNTOUR XCM DS (26"), 100 mm, coil spring
<b>CRANKSET</b>	SAMOX (32T)
<b>R/DERAILLEUR</b>	SHIMANO Acera M3020-8 (direct mount)
<b>SHIFTERS</b>	SHIMANO SL-M315 Rapidfire Plus
<b>SPEED</b>	1x7
<b>BRAKES</b>	Mechanical Disc
<b>HUBS</b>	KT Disc
<b>RIMS</b>	KLS Draft Disc 559x21 (32 holes)
<b>TYRES</b>	KENDA Small Block Eight 58-559 (26"x2.35)

**SIZE** M / L



## URC 70



<b>FRAME</b>	KELLYS iCAD Aero Carbon Pro Disc / Power Core / tapered HT 1.5" ACR System, flat mount, internal routing / 12 mm thru axle
<b>FORK</b>	KELLYS Carbon Disc, 1.5 tapered steerer / flat mount disc brake / 12 mm thru axle
<b>CRANKSET</b>	SHIMANO Ultegra R8000 Hollowtech II (50x34T)
<b>R/DERAILLEUR</b>	SHIMANO Ultegra R8000 (direct mount)
<b>F/DERAILLEUR</b>	SHIMANO Ultegra R8000 (braze on)
<b>SHIFTERS</b>	SHIMANO Ultegra ST-R8020 Dual Control
<b>SPEED</b>	2x11
<b>BRAKES</b>	SHIMANO Ultegra R8070 Hydraulic Disc
<b>WHEELSET</b>	VISION Trimax 35 TC Disc Center Lock
<b>TYRES</b>	SCHWALBE One 25-622 (700x25C) RaceGuard, ADDIX
<b>STEM</b>	FSA NS ACR System
<b>HANDLEBAR</b>	FSA Energy Compact, ACR System
<b>SEAT POST</b>	Carbon aero
<b>SIZE</b>	M / L

## URC 50



<b>FRAME</b>	KELLYS iCAD Aero Carbon Pro Disc / Power Core / tapered HT 1.5" ACR System, flat mount, internal routing / 12 mm thru axle
<b>FORK</b>	KELLYS Carbon Disc, 1.5 tapered steerer / flat mount disc brake / 12 mm thru axle
<b>CRANKSET</b>	SHIMANO 105 R7000 Hollowtech II (52x36T)
<b>R/DERAILLEUR</b>	SHIMANO 105 R7000 (direct mount)
<b>F/DERAILLEUR</b>	SHIMANO 105 R7000 (braze on)
<b>SHIFTERS</b>	SHIMANO 105 ST-R7020 Dual Control
<b>SPEED</b>	2x11
<b>BRAKES</b>	SHIMANO 105 R7070 Hydraulic Disc
<b>WHEELSET</b>	FULCRUM Racing 800 DB Disc Center Lock
<b>TYRES</b>	SCHWALBE One 25-622 (700x25C) RaceGuard, ADDIX
<b>STEM</b>	FSA NS ACR System
<b>HANDLEBAR</b>	FSA Energy Compact, ACR System
<b>SEAT POST</b>	Carbon aero
<b>SIZE</b>	S / M / L

## ARC 50



<b>FRAME</b>	KELLYS Endurance Concept, Aluminium alloy Disc, flat mount, tapered HT, internal routing
<b>FORK</b>	KELLYS Carbon Disc, 1.5" tapered steerer / post mount disc brake
<b>CRANKSET</b>	SHIMANO RS510 (50x34T)
<b>R/DERAILLEUR</b>	SHIMANO 105 R7000 (direct mount)
<b>F/DERAILLEUR</b>	SHIMANO 105 R7000 (braze on)
<b>SHIFTERS</b>	SHIMANO 105 ST-R7000 Dual Control
<b>SPEED</b>	2x11
<b>BRAKES</b>	TEKTRO Spyre Mechanical Disc
<b>HUBS</b>	NOVATEC Disc
<b>RIMS</b>	KLS Spark Disc 622x15 (28 holes)
<b>TYRES</b>	SCHWALBE Lugano 25-622 (700x25C) K-Guard, Silica
<b>SIZE</b>	S / M / L

## ARC 30



<b>FRAME</b>	KELLYS Endurance Concept, Aluminium alloy / tapered HT, internal routing
<b>FORK</b>	KELLYS Carbon, 1.5" tapered steerer
<b>CRANKSET</b>	SHIMANO Sora R3000 (50x34T)
<b>R/DERAILLEUR</b>	SHIMANO Sora R3000 (direct mount)l
<b>F/DERAILLEUR</b>	SHIMANO Sora R3000 (braze on)
<b>SHIFTERS</b>	SHIMANO Sora ST-R3000 Dual Control
<b>SPEED</b>	2x9
<b>BRAKES</b>	TEKTRO
<b>HUBS</b>	SHIMANO Claris 2400
<b>RIMS</b>	KLS Spark 622x15 (32 holes)
<b>TYRES</b>	SCHWALBE Lugano 25-622 (700x25C) K-Guard, Silica
<b>SIZE</b>	S / M / L

## ARC 10



<b>FRAME</b>	KELLYS Endurance Concept, Aluminium alloy / tapered HT, internal routing
<b>FORK</b>	KELLYS Carbon Disc, 1.5" tapered steerer
<b>CRANKSET</b>	SHIMANO Claris R2000 (50x34T)
<b>R/DERAILLEUR</b>	SHIMANO Claris R2000 (direct mount)
<b>F/DERAILLEUR</b>	SHIMANO Claris R2000 (braze on)
<b>SHIFTERS</b>	SHIMANO Claris ST-R2000 Dual Control
<b>SPEED</b>	2x8
<b>BRAKES</b>	TEKTRO
<b>HUBS</b>	SHIMANO Claris 2400
<b>RIMS</b>	KLS Spark 622x15 (32 holes)
<b>TYRES</b>	SCHWALBE Lugano 25-622 (700x25C) K-Guard, Silica
<b>SIZE</b>	S / M / L




## GROOT 90 DUSTY YELLOW



<b>FRAME</b>	KELLYS Gravel Concept Aluminium alloy Disc / tapered HT, flat mount disc brake, internal routing / 12 mm thru axle
<b>FORK</b>	KELLYS Carbon Disc, 1.5" tapered steerer / flat mount disc brake / 12 mm thru axle
<b>CRANKSET</b>	SHIMANO GRX RX610-1 (40T)
<b>R/DERAILLEUR</b>	SHIMANO GRX RX822 (direct mount)
<b>SHIFTERS</b>	SHIMANO GRX ST-RX610-R Dual Control / BL-RX610-L
<b>SPEED</b>	1x12
<b>BRAKES</b>	SHIMANO GRX RX400 Hydraulic Disc
<b>HUBS</b>	KT Disc Center Lock
<b>RIMS</b>	KLS Grind 25 SL Disc 622x25 (28 holes)
<b>TYRES</b>	SCHWALBE G-One Bite Performance 50-622 (28"x2.0) RaceGuard, ADDIX, folding
<b>SIZE</b>	S / M / L

## GROOT 70 HUNTER GREEN



<b>FRAME</b>	KELLYS Gravel Concept Aluminium alloy Disc / tapered HT, flat mount disc brake, internal routing / 12 mm thru axle
<b>FORK</b>	KELLYS Carbon Disc, 1.5" tapered steerer / flat mount disc brake / 12 mm thru axle
<b>CRANKSET</b>	SHIMANO GRX RX600-10 (46x30T)
<b>R/DERAILLEUR</b>	SHIMANO GRX RX400 (direct mount)
<b>F/DERAILLEUR</b>	SHIMANO GRX RX400 (braze on)
<b>SHIFTERS</b>	SHIMANO GRX ST-RX400 Dual Control
<b>SPEED</b>	1x10
<b>BRAKES</b>	SHIMANO GRX RX400 Hydraulic Disc
<b>HUBS</b>	NOVATEC Disc Center Lock
<b>RIMS</b>	KLS Grind 25 SL Disc 622x25 (28 holes)
<b>TYRES</b>	SCHWALBE G-One Bite Performance 50-622 (28"x2.0) RaceGuard, ADDIX, folding
<b>SIZE</b>	S / M / L

## SOOT X90 EMERALD GREEN



<b>FRAME</b>	KELLYS Gravel Concept Carbon Disc / tapered HT, flat mount, internal routing / 12 mm thru axle
<b>FORK</b>	KELLYS Carbon Disc, 1.5 tapered steerer / flat mount disc brake / 12 mm thru axle
<b>CRANKSET</b>	SHIMANO GRX RX610-1 (40T)
<b>R/DERAILLEUR</b>	SHIMANO GRX RX822 (direct mount)
<b>SHIFTERS</b>	SHIMANO GRX ST-RX610-R Dual Control / BL-RX610-L
<b>SPEED</b>	1x12
<b>BRAKES</b>	SHIMANO GRX RX400 Hydraulic Disc
<b>HUBS</b>	KT Disc Center Lock
<b>RIMS</b>	DT SWISS G 540 Disc 700Cx24 (28 holes)
<b>TYRES</b>	SCHWALBE G-One Allround 40-622 (700x38C) RaceGuard, ADDIX, folding
<b>SIZE</b>	S / M / L

## SOOT 90



<b>FRAME</b>	KELLYS Gravel Concept Carbon Disc / tapered HT, flat mount, internal routing / 12 mm thru axle
<b>FORK</b>	KELLYS Carbon Disc, 1.5" tapered steerer / flat mount disc brake / 12 mm thru axle
<b>CRANKSET</b>	SHIMANO GRX RX600-1 (40T)
<b>R/DERAILLEUR</b>	SHIMANO GRX RX812 (direct mount)
<b>SHIFTERS</b>	SHIMANO GRX ST-RX600-R Dual Control / BL-RX600-L
<b>SPEED</b>	1x11
<b>BRAKES</b>	SHIMANO GRX RX400 Hydraulic Disc
<b>HUBS</b>	NOVATEC Disc Center Lock
<b>RIMS</b>	DT SWISS G 540 Disc 700Cx24 (32 holes)
<b>TYRES</b>	SCHWALBE G-One Allround 40-622 (700x38C) RaceGuard, ADDIX, folding
<b>SIZE</b>	S / M / L

## SOOT X80 DESERT BROWN



<b>FRAME</b>	KELLYS Gravel Concept Carbon Disc / tapered HT, flat mount, internal routing / 12 mm thru axle
<b>FORK</b>	KELLYS Carbon Disc, 1.5 tapered steerer / flat mount disc brake / 12 mm thru axle
<b>CRANKSET</b>	SHIMANO GRX RX600-10 (46x30T)
<b>R/DERAILLEUR</b>	SHIMANO GRX RX400 (direct mount)
<b>F/DERAILLEUR</b>	SHIMANO GRX RX400 (braze on)
<b>SHIFTERS</b>	SHIMANO GRX ST-RX400 Dual Control
<b>SPEED</b>	2x10
<b>BRAKES</b>	SHIMANO GRX RX400 Hydraulic Disc
<b>HUBS</b>	NOVATEC Disc Center Lock
<b>RIMS</b>	KLS Grind 25 SL Disc 622x25 (28 holes)
<b>TYRES</b>	SCHWALBE Smart Sam Performance 42-622 (700x40C) ADDIX
<b>SIZE</b>	S / M / L

## SOOT 80



<b>FRAME</b>	KELLYS Gravel Concept Carbon Disc / tapered HT, flat mount, internal routing / 12 mm thru axle
<b>FORK</b>	KELLYS Carbon Disc, 1.5" tapered steerer / flat mount disc brake / 12 mm thru axle
<b>CRANKSET</b>	SHIMANO GRX RX600-10 (46x30T)
<b>R/DERAILLEUR</b>	SHIMANO GRX RX400 (direct mount)
<b>F/DERAILLEUR</b>	SHIMANO GRX RX400 (braze on)
<b>SHIFTERS</b>	SHIMANO GRX ST-RX400 Dual Control
<b>SPEED</b>	2x10
<b>BRAKES</b>	SHIMANO GRX RX400 Hydraulic Disc
<b>HUBS</b>	NOVATEC Disc Center Lock
<b>RIMS</b>	KLS Grind Disc 622x17 (32 holes)
<b>TYRES</b>	SCHWALBE Smart Sam Performance 42-622 (700x40C) ADDIX
<b>SIZE</b>	S / M / L



## SOOT X70 SAND



<b>FRAME</b>	KELLYS Gravel Concept Aluminium alloy Disc / tapered HT, flat mount disc brake, internal routing / 12 mm thru axle
<b>FORK</b>	KELLYS Carbon Disc, 1.5 tapered steerer / flat mount disc brake / 12 mm thru axle
<b>CRANKSET</b>	SHIMANO GRX RX600-1 (40T)
<b>R/DERAILLEUR</b>	SHIMANO GRX RX812 (direct mount)
<b>SHIFTERS</b>	SHIMANO GRX ST-RX600-R Dual Control / BL-RX600-L
<b>SPEED</b>	1x11
<b>BRAKES</b>	SHIMANO GRX RX400 Hydraulic Disc
<b>HUBS</b>	NOVATEC Disc Center Lock
<b>RIMS</b>	DT SWISS G 540 Disc 700Cx24 (28 holes)
<b>TYRES</b>	SCHWALBE G-One Allround 40-622 (700x38C) RaceGuard, ADDIX, folding
<b>SIZE</b>	S / M / L / XL

## SOOT 70



<b>FRAME</b>	KELLYS Gravel Concept Aluminium alloy Disc / tapered HT, flat mount, internal routing / 12 mm thru axle
<b>FORK</b>	KELLYS Carbon Disc, 1.5" tapered steerer / flat mount disc brake / 12 mm thru axle
<b>CRANKSET</b>	SHIMANO GRX RX600-1 (40T)
<b>R/DERAILLEUR</b>	SHIMANO GRX RX812 (direct mount)
<b>SHIFTERS</b>	SHIMANO GRX ST-RX600-R Dual Control / BL-RX600-L
<b>SPEED</b>	1x11
<b>BRAKES</b>	SHIMANO GRX RX400 Hydraulic Disc
<b>HUBS</b>	NOVATEC Disc Center Lock
<b>RIMS</b>	DT SWISS G 540 Disc 700Cx24 (32 holes)
<b>TYRES</b>	SCHWALBE G-One Allround 40-622 (700x38C) RaceGuard, ADDIX, folding
<b>SIZE</b>	S / M / L / XL

## SOOT X50 GRAPHITE GREY



<b>FRAME</b>	KELLYS Gravel Concept Aluminium alloy Disc / tapered HT, flat mount disc brake, internal routing / 12 mm thru axle
<b>FORK</b>	KELLYS Carbon Disc, 1.5 tapered steerer / flat mount disc brake / 12 mm thru axle
<b>CRANKSET</b>	SHIMANO GRX RX600-10 (46x30T)
<b>R/DERAILLEUR</b>	SHIMANO GRX RX400 (direct mount)
<b>F/DERAILLEUR</b>	SHIMANO GRX RX400 (braze on)
<b>SHIFTERS</b>	SHIMANO GRX ST-RX400 Dual Control
<b>SPEED</b>	2x10
<b>BRAKES</b>	SHIMANO GRX RX400 Hydraulic Disc
<b>HUBS</b>	NOVATEC Disc Center Lock
<b>RIMS</b>	KLS Grind 25 SL Disc 622x25 (28 holes)
<b>TYRES</b>	SCHWALBE Smart Sam Performance 42-622 (700x40C) ADDIX
<b>SIZE</b>	S / M / L

## SOOT X50 MINERAL TEAL



<b>FRAME</b>	KELLYS Gravel Concept Aluminium alloy Disc / tapered HT, flat mount disc brake, internal routing / 12 mm thru axle
<b>FORK</b>	KELLYS Carbon Disc, 1.5 tapered steerer / flat mount disc brake / 12 mm thru axle
<b>CRANKSET</b>	SHIMANO GRX RX600-10 (46x30T)
<b>R/DERAILLEUR</b>	SHIMANO GRX RX400 (direct mount)
<b>F/DERAILLEUR</b>	SHIMANO GRX RX400 (braze on)
<b>SHIFTERS</b>	SHIMANO GRX ST-RX400 Dual Control
<b>SPEED</b>	2x10
<b>BRAKES</b>	SHIMANO GRX RX400 Hydraulic Disc
<b>HUBS</b>	NOVATEC Disc Center Lock
<b>RIMS</b>	KLS Grind 25 SL Disc 622x25 (28 holes)
<b>TYRES</b>	SCHWALBE Smart Sam Performance 42-622 (700x40C) ADDIX
<b>SIZE</b>	S / M / L

## SOOT 50



<b>FRAME</b>	KELLYS Gravel Concept Aluminium alloy Disc / tapered HT, flat mount, internal routing / 12 mm thru axle
<b>FORK</b>	KELLYS Carbon Disc, 1.5" tapered steerer / flat mount disc brake / 12 mm thru axle
<b>CRANKSET</b>	SHIMANO GRX RX600-10 (46x30T)
<b>R/DERAILLEUR</b>	SHIMANO GRX RX400 (direct mount)
<b>F/DERAILLEUR</b>	SHIMANO GRX RX400 (braze on)
<b>SHIFTERS</b>	SHIMANO GRX ST-RX400 Dual Control
<b>SPEED</b>	2x10
<b>BRAKES</b>	SHIMANO GRX RX400 Hydraulic Disc
<b>HUBS</b>	NOVATEC Disc Center Lock
<b>RIMS</b>	KLS Grind Disc 622x17 (32 holes)
<b>TYRES</b>	SCHWALBE Smart Sam Performance 42-622 (700x40C) ADDIX
<b>SIZE</b>	S / M / L

## SOOT X30 EMERALD GREEN



<b>FRAME</b>	KELLYS Gravel Concept Aluminium alloy Disc / tapered HT, flat mount disc brake, internal routing / 12 mm thru axle
<b>FORK</b>	KELLYS Carbon Disc, 1.5 tapered steerer / flat mount disc brake / 12 mm thru axle
<b>CRANKSET</b>	SHIMANO Claris R2000 (50x34T)
<b>R/DERAILLEUR</b>	SHIMANO Claris R2000 (direct mount)
<b>F/DERAILLEUR</b>	SHIMANO Claris R2000 (braze on)
<b>SHIFTERS</b>	SHIMANO Claris ST-R2000 Dual Control
<b>SPEED</b>	2x8
<b>BRAKES</b>	TEKTRO Spyre Mechanical Disc
<b>HUBS</b>	NOVATEC Disc
<b>RIMS</b>	KLS Grind 25 Disc 622x25 (28 holes)
<b>TYRES</b>	SCHWALBE Smart Sam Performance 42-622 (700x40C) ADDIX
<b>SIZE</b>	S / M / L / XL



## SOOT 30 SILVER



<b>FRAME</b>	KELLYS Gravel Concept Aluminium alloy Disc / tapered HT, flat mount, internal routing / 12 mm thru axle
<b>FORK</b>	KELLYS Carbon Disc, 1.5" tapered steerer / flat mount disc brake / 12 mm thru axle
<b>CRANKSET</b>	SHIMANO Claris R2000 (50x34T)
<b>R/DERAILLEUR</b>	SHIMANO Claris R2000 (direct mount)
<b>F/DERAILLEUR</b>	SHIMANO Claris R2000 (braze on)
<b>SHIFTERS</b>	SHIMANO Claris ST-R2000 Dual Control
<b>SPEED</b>	2x8
<b>BRAKES</b>	TEKTRO Spyre mechanical disc
<b>HUBS</b>	NOVATEC Disc
<b>RIMS</b>	KLS Grind Disc 622x17 (32 holes)
<b>TYRES</b>	SCHWALBE Smart Sam Performance 42-622 (700x40C) ADDIX
<b>SIZE</b>	S / M / L

## SOOT 30



<b>FRAME</b>	KELLYS Gravel Concept Aluminium alloy Disc / tapered HT, flat mount, internal routing / 12 mm thru axle
<b>FORK</b>	KELLYS Carbon Disc, 1.5" tapered steerer / flat mount disc brake / 12 mm thru axle
<b>CRANKSET</b>	SHIMANO Claris R2000 (50x34T)
<b>R/DERAILLEUR</b>	SHIMANO Claris R2000 (direct mount)
<b>F/DERAILLEUR</b>	SHIMANO Claris R2000 (braze on)
<b>SHIFTERS</b>	SHIMANO Claris ST-R2000 Dual Control
<b>SPEED</b>	2x8
<b>BRAKES</b>	TEKTRO Spyre mechanical disc
<b>HUBS</b>	NOVATEC Disc
<b>RIMS</b>	KLS Grind Disc 622x17 (32 holes)
<b>TYRES</b>	SCHWALBE Smart Sam Performance 42-622 (700x40C) ADDIX
<b>SIZE</b>	S / M / L

## SOOT X20 MOONSTONE GREY



<b>FRAME</b>	KELLYS Gravel Concept Aluminium alloy Disc / tapered HT, flat mount disc brake, internal routing / 12 mm thru axle
<b>FORK</b>	KELLYS Carbon Disc, 1.5 tapered steerer / flat mount disc brake / 12 mm thru axle
<b>CRANKSET</b>	SHIMANO Claris R2000 (50x34T)
<b>R/DERAILLEUR</b>	SHIMANO Claris R2000 (direct mount)
<b>F/DERAILLEUR</b>	SHIMANO Claris R2000 (braze on)
<b>SHIFTERS</b>	SHIMANO Claris SL-R2000 Rapidfire Plus (for FlatBar)
<b>SPEED</b>	2x8
<b>BRAKES</b>	TEKTRO Spyre Mechanical Disc
<b>HUBS</b>	NOVATEC Disc
<b>RIMS</b>	KLS Grind 25 Disc 622x25 (28 holes)
<b>TYRES</b>	SCHWALBE Smart Sam Performance 42-622 (700x40C) ADDIX
<b>SIZE</b>	S / M / L

## SOOT 20



<b>FRAME</b>	KELLYS Gravel Concept Aluminium alloy Disc / tapered HT, flat mount, internal routing / 12 mm thru axle
<b>FORK</b>	KELLYS Carbon Disc, 1.5" tapered steerer / flat mount disc brake / 12 mm thru axle
<b>CRANKSET</b>	SHIMANO Claris R2000 (50x34T)
<b>R/DERAILLEUR</b>	SHIMANO Claris R2000 (direct mount)
<b>F/DERAILLEUR</b>	SHIMANO Claris R2000 (braze on)
<b>SHIFTERS</b>	SHIMANO Claris SL-R2000 Rapidfire Plus (for FlatBar)
<b>SPEED</b>	2x8
<b>BRAKES</b>	TEKTRO Spyre Mechanical Disc
<b>HUBS</b>	NOVATEC Disc
<b>RIMS</b>	KLS Grind Disc 622x17 (32 holes)
<b>TYRES</b>	SCHWALBE Smart Sam Performance 42-622 (700x40C) ADDIX
<b>SIZE</b>	S / M / L

## PHANATIC 90 EMERALD GREEN



<b>FRAME</b>	KELLYS Crossforce Lite - tapered HT, internal routing, integrated kickstand mount
<b>FORK</b>	SR SUNTOUR NCX32-D Air RL DS, 63 mm, air / Remote Speed Lockout
<b>CRANKSET</b>	SHIMANO Cues U8000-1 Hollowtech II (40T)
<b>R/DERAILLEUR</b>	SHIMANO Cues U8000 (direct mount)
<b>SHIFTERS</b>	SHIMANO Cues SL-U8000-11R Rapidfire Plus 1x11
<b>SPEED</b>	1x11
<b>BRAKES</b>	SHIMANO MT500 Hydraulic Disc
<b>HUBS</b>	SHIMANO TX505 Disc Center Lock
<b>RIMS</b>	KLS Draft 23 Disc 622x23 (32 holes)
<b>TYRES</b>	SCHWALBE CX Comp 40-622 (700x38C) K-Guard, ReflectiveLine
<b>SIZE</b>	S / M / L

## PHANATIC 80 SAND



<b>FRAME</b>	KELLYS Crossforce Lite - tapered HT, internal routing, integrated kickstand mount
<b>FORK</b>	SR SUNTOUR NCX32-D Air RL DS, 63 mm, air / Remote Speed Lockout
<b>CRANKSET</b>	SHIMANO Cues U6010-2 Hollowtech II (46x32T)
<b>R/DERAILLEUR</b>	SHIMANO Cues U6020-11 (direct mount)
<b>F/DERAILLEUR</b>	SHIMANO Cues U8010-L (34.9 mm)
<b>SHIFTERS</b>	SHIMANO Cues SL-U6000-11R Rapidfire Plus 2x11
<b>SPEED</b>	2x11
<b>BRAKES</b>	SHIMANO MT500 Hydraulic Disc
<b>HUBS</b>	SHIMANO TX505 Disc Center Lock
<b>RIMS</b>	KLS Draft 23 Disc 622x23 (32 holes)
<b>TYRES</b>	SCHWALBE CX Comp 40-622 (700x38C) K-Guard, ReflectiveLine
<b>SIZE</b>	S / M / L

## PHANATIC 70 PINE GREEN



<b>FRAME</b>	KELLYS Crossforce Lite - tapered HT, internal routing, integrated kickstand mount
<b>FORK</b>	SR SUNTOUR NEX RL DS, 63 mm, coil / Remote Speed Lockout
<b>CRANKSET</b>	SHIMANO Cues U6000-2 (46x30T)
<b>R/DERAILLEUR</b>	SHIMANO Cues U6020-10 (direct mount)
<b>F/DERAILLEUR</b>	SHIMANO Cues U6010-L (34.9 mm)
<b>SHIFTERS</b>	SHIMANO Cues SL-U6000-10R Rapidfire Plus 2x10
<b>SPEED</b>	2x10
<b>BRAKES</b>	SHIMANO MT200 Hydraulic Disc
<b>HUBS</b>	SHIMANO TX505 Disc Center Lock
<b>RIMS</b>	KLS Draft 23 Disc 622x23 (32 holes)
<b>TYRES</b>	SCHWALBE CX Comp 40-622 (700x38C) K-Guard, ReflectiveLine
<b>SIZE</b>	M / L / XL

## PHEEBE 70 ROSY VIOLET



<b>FRAME</b>	KELLYS Crossforce Lady Lite - tapered HT, internal routing, integrated kickstand mount
<b>FORK</b>	SR SUNTOUR NEX RL DS, 63 mm, coil / Remote Speed Lockout
<b>CRANKSET</b>	SHIMANO Cues U6000-2 (46x30T)
<b>R/DERAILLEUR</b>	SHIMANO Cues U6020-10 (direct mount)
<b>F/DERAILLEUR</b>	SHIMANO Cues U6010-L (34.9 mm)
<b>SHIFTERS</b>	SHIMANO Cues SL-U6000-10R Rapidfire Plus
<b>SPEED</b>	2x10
<b>BRAKES</b>	SHIMANO MT200 Hydraulic Disc
<b>HUBS</b>	SHIMANO TX505 Disc Center Lock
<b>RIMS</b>	KLS Draft 23 Disc 622x23 (32 holes)
<b>TYRES</b>	SCHWALBE CX Comp 40-622 (700x38C) K-Guard, ReflectiveLine
<b>SIZE</b>	S / M

## PHANATIC 50 ANTHRACITE



<b>FRAME</b>	KELLYS Crossforce Lite - tapered HT, internal routing, integrated kickstand mount
<b>FORK</b>	SR SUNTOUR NEX RL DS, 63 mm, coil / Remote Speed Lockout
<b>CRANKSET</b>	SHIMANO Cues U4010-2 (46x30T)
<b>R/DERAILLEUR</b>	SHIMANO Cues U4020 (direct mount)
<b>F/DERAILLEUR</b>	SHIMANO Cues U4010-L (34.9 mm)
<b>SHIFTERS</b>	SHIMANO Cues SL-U4010-9R Rapidfire Plus
<b>SPEED</b>	2x9
<b>BRAKES</b>	SHIMANO MT200 Hydraulic Disc
<b>HUBS</b>	SHIMANO TX505 Disc Center Lock
<b>RIMS</b>	KLS Draft 23 Disc 622x23 (32 holes)
<b>TYRES</b>	SCHWALBE CX Comp 40-622 (700x38C) K-Guard, ReflectiveLine
<b>SIZE</b>	M / L / XL

## PHEEBE 50 AQUA



<b>FRAME</b>	KELLYS Crossforce Lady Lite - tapered HT, internal routing, integrated kickstand mount
<b>FORK</b>	SR SUNTOUR NEX RL DS, 63 mm, coil / Remote Speed Lockout
<b>CRANKSET</b>	SHIMANO Cues U4010-2 (46x30T)
<b>R/DERAILLEUR</b>	SHIMANO Cues U4020 (direct mount)
<b>F/DERAILLEUR</b>	SHIMANO Cues U4010-L (34.9 mm)
<b>SHIFTERS</b>	SHIMANO Cues SL-U4010-9R Rapidfire Plus
<b>SPEED</b>	2x9
<b>BRAKES</b>	SHIMANO MT200 Hydraulic Disc
<b>HUBS</b>	SHIMANO TX505 Disc Center Lock
<b>RIMS</b>	KLS Draft 23 Disc 622x23 (32 holes)
<b>TYRES</b>	SCHWALBE CX Comp 40-622 (700x38C) K-Guard, ReflectiveLine
<b>SIZE</b>	S / M

## PHEEBE 50 WHITE



<b>FRAME</b>	KELLYS Crossforce Lady Lite - tapered HT, internal routing, integrated kickstand mount
<b>FORK</b>	SR SUNTOUR NEX RL DS, 63 mm, coil / Remote Speed Lockout
<b>CRANKSET</b>	SHIMANO Cues U4010-2 (46x30T)
<b>R/DERAILLEUR</b>	SHIMANO Cues U4020 (direct mount)
<b>F/DERAILLEUR</b>	SHIMANO Cues U4010-L (34.9 mm)
<b>SHIFTERS</b>	SHIMANO Cues SL-U4010-9R Rapidfire Plus
<b>SPEED</b>	2x9
<b>BRAKES</b>	SHIMANO MT200 Hydraulic Disc
<b>HUBS</b>	SHIMANO TX505 Disc Center Lock
<b>RIMS</b>	KLS Draft 23 Disc 622x23 (32 holes)
<b>TYRES</b>	SCHWALBE CX Comp 40-622 (700x38C) K-Guard, ReflectiveLine
<b>SIZE</b>	S / M

## PHANATIC 30 ANTHRACITE



<b>FRAME</b>	KELLYS Crossforce Lite - tapered HT, internal routing, integrated kickstand mount
<b>FORK</b>	SR SUNTOUR NEX RL DS, 63 mm, coil / Remote Speed Lockout
<b>CRANKSET</b>	SHIMANO Cues U4010-2 (46x30T)
<b>R/DERAILLEUR</b>	SHIMANO Cues U3020 (direct mount)
<b>F/DERAILLEUR</b>	SHIMANO Cues U4010-L (34.9 mm)
<b>SHIFTERS</b>	SHIMANO Cues SL-U4010-9R Rapidfire Plus
<b>SPEED</b>	2x9
<b>BRAKES</b>	SHIMANO MT200 Hydraulic Disc
<b>HUBS</b>	SHIMANO TX505 Disc Center Lock
<b>RIMS</b>	KLS Draft 23 Disc 622x23 (32 holes)
<b>TYRES</b>	SCHWALBE CX Comp 40-622 (700x38C) K-Guard, ReflectiveLine
<b>SIZE</b>	M / L

## PHANATIC 30 DARK PLUM



<b>FRAME</b>	KELLYS Crossforce Lite - tapered HT, internal routing, integrated kickstand mount
<b>FORK</b>	SR SUNTOUR NEX RL DS, 63 mm, coil / Remote Speed Lockout
<b>CRANKSET</b>	SHIMANO Cues U4010-2 (46x30T)
<b>R/DERAILLEUR</b>	SHIMANO Cues U3020 (direct mount)
<b>F/DERAILLEUR</b>	SHIMANO Cues U4010-L (34.9 mm)
<b>SHIFTERS</b>	SHIMANO Cues SL-U4010-9R Rapidfire Plus
<b>SPEED</b>	2x9
<b>BRAKES</b>	SHIMANO MT200 Hydraulic Disc
<b>HUBS</b>	SHIMANO TX505 Disc Center Lock
<b>RIMS</b>	KLS Draft 23 Disc 622x23 (32 holes)
<b>TYRES</b>	SCHWALBE CX Comp 40-622 (700x38C) K-Guard, ReflectiveLine
<b>SIZE</b>	M / L

## PHANATIC 30 TEAL



<b>FRAME</b>	KELLYS Crossforce Lite - tapered HT, internal routing, integrated kickstand mount
<b>FORK</b>	SR SUNTOUR NVX30 NLO DS, 80 mm, coil / Speed Lockout
<b>CRANKSET</b>	SHIMANO Acera T3010 (48x36x26T)
<b>R/DERAILLEUR</b>	SHIMANO Alivio M3100 (direct mount)
<b>F/DERAILLEUR</b>	SHIMANO Acera T3000 (31.8 mm)
<b>SHIFTERS</b>	SHIMANO Alivio SL-M4000 Rapidfire Plus
<b>SPEED</b>	3x9
<b>BRAKES</b>	SHIMANO MT200 Hydraulic Disc
<b>HUBS</b>	SHIMANO TX505 Disc Center Lock
<b>RIMS</b>	KLS Draft Disc 622x21 (32 holes)
<b>TYRES</b>	MICHELIN Protek Cross 42-622 (700x40C) ReflectiveLine
<b>SIZE</b>	M / L

## PHANATIC 30 GREY



<b>FRAME</b>	KELLYS Crossforce Lite - tapered HT, internal routing, integrated kickstand mount
<b>FORK</b>	SR SUNTOUR NVX30 NLO DS, 80 mm, coil / Speed Lockout
<b>CRANKSET</b>	SHIMANO Acera T3010 (48x36x26T)
<b>R/DERAILLEUR</b>	SHIMANO Alivio M3100 (direct mount)
<b>F/DERAILLEUR</b>	SHIMANO Acera T3000 (31.8 mm)
<b>SHIFTERS</b>	SHIMANO Alivio SL-M4000 Rapidfire Plus
<b>SPEED</b>	3x9
<b>BRAKES</b>	SHIMANO MT200 Hydraulic Disc
<b>HUBS</b>	SHIMANO TX505 Disc Center Lock
<b>RIMS</b>	KLS Draft Disc 622x21 (32 holes)
<b>TYRES</b>	MICHELIN Protek Cross 42-622 (700x40C) ReflectiveLine
<b>SIZE</b>	M / L

## PHEEBE 30 ROSE GOLD



<b>FRAME</b>	KELLYS Crossforce Lady Lite - tapered HT, internal routing, integrated kickstand mount
<b>FORK</b>	SR SUNTOUR NEX RL DS, 63 mm, coil / Remote Speed Lockout
<b>CRANKSET</b>	SHIMANO Cues U4010-2 (46x30T)
<b>R/DERAILLEUR</b>	SHIMANO Cues U3020 (direct mount)
<b>F/DERAILLEUR</b>	SHIMANO Cues U4010-L (34.9 mm)
<b>SHIFTERS</b>	SHIMANO Cues SL-U4010-9R Rapidfire Plus
<b>SPEED</b>	2x9
<b>BRAKES</b>	SHIMANO MT200 Hydraulic Disc
<b>HUBS</b>	SHIMANO TX505 Disc Center Lock
<b>RIMS</b>	KLS Draft 23 Disc 622x23 (32 holes)
<b>TYRES</b>	SCHWALBE CX Comp 40-622 (700x38C) K-Guard, ReflectiveLine
<b>SIZE</b>	S / M

## PHEEBE 30 SKY BLUE



<b>FRAME</b>	KELLYS Crossforce Lady Lite - tapered HT, internal routing, integrated kickstand mount
<b>FORK</b>	SR SUNTOUR NEX RL DS, 63 mm, coil / Remote Speed Lockout
<b>CRANKSET</b>	SHIMANO Cues U4010-2 (46x30T)
<b>R/DERAILLEUR</b>	SHIMANO Cues U3020 (direct mount)
<b>F/DERAILLEUR</b>	SHIMANO Cues U4010-L (34.9 mm)
<b>SHIFTERS</b>	SHIMANO Cues SL-U4010-9R Rapidfire Plus
<b>SPEED</b>	2x9
<b>BRAKES</b>	SHIMANO MT200 Hydraulic Disc
<b>HUBS</b>	SHIMANO TX505 Disc Center Lock
<b>RIMS</b>	KLS Draft 23 Disc 622x23 (32 holes)
<b>TYRES</b>	SCHWALBE CX Comp 40-622 (700x38C) K-Guard, ReflectiveLine
<b>SIZE</b>	S / M

## PHEEBE 30 RED



<b>FRAME</b>	KELLYS Crossforce Lady Lite - tapered HT, internal routing, integrated kickstand mount
<b>FORK</b>	SR SUNTOUR NVX30 NLO DS, 80 mm, coil / Speed Lockout
<b>CRANKSET</b>	SHIMANO Acera T3010 (48x36x26T)
<b>R/DERAILLEUR</b>	SHIMANO Alivio M3100 (direct mount)
<b>F/DERAILLEUR</b>	SHIMANO Acera T3000 (31.8 mm)
<b>SHIFTERS</b>	SHIMANO Alivio SL-M4000 Rapidfire Plus
<b>SPEED</b>	3x9
<b>BRAKES</b>	SHIMANO MT200 Hydraulic Disc
<b>HUBS</b>	SHIMANO TX505 Disc Center Lock
<b>RIMS</b>	KLS Draft Disc 622x21 (32 holes)
<b>TYRES</b>	MICHELIN Protek Cross 42-622 (700x40C) ReflectiveLine
<b>SIZE</b>	S / M

## PHEEBE 30 WHITE



<b>FRAME</b>	KELLYS Crossforce Lady Lite - tapered HT, internal routing, integrated kickstand mount
<b>FORK</b>	SR SUNTOUR NVX30 NLO DS, 80 mm, coil / Speed Lockout
<b>CRANKSET</b>	SHIMANO Acera T3010 (48x36x26T)
<b>R/DERAILLEUR</b>	SHIMANO Alivio M3100 (direct mount)
<b>F/DERAILLEUR</b>	SHIMANO Acera T3000 (31.8 mm)
<b>SHIFTERS</b>	SHIMANO Alivio SL-M4000 Rapidfire Plus
<b>SPEED</b>	3x9
<b>BRAKES</b>	SHIMANO MT200 Hydraulic Disc
<b>HUBS</b>	SHIMANO TX505 Disc Center Lock
<b>RIMS</b>	KLS Draft Disc 622x21 (32 holes)
<b>TYRES</b>	MICHELIN Protek Cross 42-622 (700x40C) ReflectiveLine
<b>SIZE</b>	S / M

## PHANATIC 20 BLUE



<b>FRAME</b>	KELLYS Crossforce Lite - tapered HT, internal routing, integrated kickstand mount
<b>FORK</b>	SR SUNTOUR NEX HLO DS, 63 mm, coil spring
<b>CRANKSET</b>	SHIMANO TY501 (48x38x28T)
<b>R/DERAILLEUR</b>	SHIMANO Acera M3020-8 (direct mount)
<b>F/DERAILLEUR</b>	SHIMANO TY601 (34.9 mm)
<b>SHIFTERS</b>	SHIMANO SL-M315-8R Rapidfire Plus
<b>SPEED</b>	3x8
<b>BRAKES</b>	TEKTRO Hydraulic Disc
<b>HUBS</b>	KLS Firework Disc
<b>RIMS</b>	KLS Draft 23 Disc 622x23 (32 holes)
<b>TYRES</b>	INNOVA 44-622 (700x42C)
<b>SIZE</b>	S / M / L / XL

## PHANATIC 20 STEEL



<b>FRAME</b>	KELLYS Crossforce Lite - tapered HT, internal routing, integrated kickstand mount
<b>FORK</b>	SR SUNTOUR NEX HLO DS, 63 mm, coil spring
<b>CRANKSET</b>	SHIMANO TY501 (48x38x28T)
<b>R/DERAILLEUR</b>	SHIMANO Acera M3020-8 (direct mount)
<b>F/DERAILLEUR</b>	SHIMANO TY601 (34.9 mm)
<b>SHIFTERS</b>	SHIMANO SL-M315-8R Rapidfire Plus
<b>SPEED</b>	3x8
<b>BRAKES</b>	TEKTRO Hydraulic Disc
<b>HUBS</b>	KLS Firework Disc
<b>RIMS</b>	KLS Draft 23 Disc 622x23 (32 holes)
<b>TYRES</b>	INNOVA 44-622 (700x42C)
<b>SIZE</b>	S / M / L

## PHEEBE 20 ROSY RED



<b>FRAME</b>	KELLYS Crossforce Lite - tapered HT, internal routing, integrated kickstand mount
<b>FORK</b>	SR SUNTOUR NEX HLO DS, 63 mm, coil spring
<b>CRANKSET</b>	SHIMANO TY501 (48x38x28T)
<b>R/DERAILLEUR</b>	SHIMANO Acera M3020-8 (direct mount)
<b>F/DERAILLEUR</b>	SHIMANO TY601 (34.9 mm)
<b>SHIFTERS</b>	SHIMANO SL-M315-8R Rapidfire Plus
<b>SPEED</b>	3x8
<b>BRAKES</b>	TEKTRO Hydraulic Disc
<b>HUBS</b>	KLS Firework Disc
<b>RIMS</b>	KLS Draft 23 Disc 622x23 (32 holes)
<b>TYRES</b>	INNOVA 44-622 (700x42C)
<b>SIZE</b>	S / M



## PHEEBE 20 WHITE



<b>FRAME</b>	KELLYS Crossforce Lite - tapered HT, internal routing, integrated kickstand mount
<b>FORK</b>	SR SUNTOUR NEX HLO DS, 63 mm, coil spring
<b>CRANKSET</b>	SHIMANO TY501 (48x38x28T)
<b>R/DERAILLEUR</b>	SHIMANO Acera M3020-8 (direct mount)
<b>F/DERAILLEUR</b>	SHIMANO TY601 (34.9 mm)
<b>SHIFTERS</b>	SHIMANO SL-M315-8R Rapidfire Plus
<b>SPEED</b>	3x8
<b>BRAKES</b>	TEKTRO Hydraulic Disc
<b>HUBS</b>	KLS Firework Disc
<b>RIMS</b>	KLS Draft 23 Disc 622x23 (32 holes)
<b>TYRES</b>	INNOVA 44-622 (700x42C)
<b>SIZE</b>	S / M

## PHANATIC 10 SAGE GREEN



<b>FRAME</b>	KELLYS Crossforce Lite - tapered HT, internal routing, integrated kickstand mount
<b>FORK</b>	SR SUNTOUR NEX HLO DS, 63mm, coil spring
<b>CRANKSET</b>	PROWHEEL (48x36x26T)
<b>R/DERAILLEUR</b>	SHIMANO Acera M3000 (direct mount)
<b>F/DERAILLEUR</b>	SHIMANO TY601 (31.8 mm)
<b>SHIFTERS</b>	SHIMANO ST-EF505-9 EZ-fire Plus
<b>SPEED</b>	3x9
<b>BRAKES</b>	SHIMANO MT200 Hydraulic Disc
<b>HUBS</b>	SHIMANO TX505 Disc Center Lock
<b>RIMS</b>	KLS Draft Disc 622x21 (32 holes)
<b>TYRES</b>	INNOVA 44-622 (700x42C)
<b>SIZE</b>	M / L

## PHANATIC 10 RED



<b>FRAME</b>	KELLYS Crossforce Lite - tapered HT, internal routing, integrated kickstand mount
<b>FORK</b>	SR SUNTOUR NEX HLO DS, 63mm, coil spring
<b>CRANKSET</b>	PROWHEEL (48x36x26T)
<b>R/DERAILLEUR</b>	SHIMANO Acera M3000 (direct mount)
<b>F/DERAILLEUR</b>	SHIMANO TY601 (31.8 mm)
<b>SHIFTERS</b>	SHIMANO ST-EF505-9 EZ-fire Plus
<b>SPEED</b>	3x9
<b>BRAKES</b>	SHIMANO MT200 Hydraulic Disc
<b>HUBS</b>	SHIMANO TX505 Disc Center Lock
<b>RIMS</b>	KLS Draft Disc 622x21 (32 holes)
<b>TYRES</b>	INNOVA 44-622 (700x42C)
<b>SIZE</b>	S / M / L / XL

## PHEEBE 10 RASPBERRY



<b>FRAME</b>	KELLYS Crossforce Lady Lite - tapered HT, internal routing, integrated kickstand mount
<b>FORK</b>	SR SUNTOUR NEX HLO DS, 63mm, coil spring
<b>CRANKSET</b>	PROWHEEL (48x36x26T)
<b>R/DERAILLEUR</b>	SHIMANO Acera M3000 (direct mount)
<b>F/DERAILLEUR</b>	SHIMANO TY601 (31.8 mm)
<b>SHIFTERS</b>	SHIMANO ST-EF505-9 EZ-fire Plus
<b>SPEED</b>	3x9
<b>BRAKES</b>	SHIMANO MT200 Hydraulic Disc
<b>HUBS</b>	SHIMANO TX505 Disc Center Lock
<b>RIMS</b>	KLS Draft Disc 622x21 (32 holes)
<b>TYRES</b>	INNOVA 44-622 (700x42C)
<b>SIZE</b>	S / M

## PHEEBE 10 SKY BLUE



<b>FRAME</b>	KELLYS Crossforce Lady Lite - tapered HT, internal routing, integrated kickstand mount
<b>FORK</b>	SR SUNTOUR NEX HLO DS, 63mm, coil spring
<b>CRANKSET</b>	PROWHEEL (48x36x26T)
<b>R/DERAILLEUR</b>	SHIMANO Acera M3000 (direct mount)
<b>F/DERAILLEUR</b>	SHIMANO TY601 (31.8 mm)
<b>SHIFTERS</b>	SHIMANO ST-EF505-9 EZ-fire Plus
<b>SPEED</b>	3x9
<b>BRAKES</b>	SHIMANO MT200 Hydraulic Disc
<b>HUBS</b>	SHIMANO TX505 Disc Center Lock
<b>RIMS</b>	KLS Draft Disc 622x21 (32 holes)
<b>TYRES</b>	INNOVA 44-622 (700x42C)
<b>SIZE</b>	S / M



## CLIFF 90 THUNDERSTORM BLUE



<b>FRAME</b>	KELLYS Crosslite - Aluminium alloy
<b>FORK</b>	SR SUNTOUR NEX HLO DS, 63 mm, coil / Speed Lockout
<b>CRANKSET</b>	SHIMANO TY501 (48x38x28T)
<b>R/DERAILLEUR</b>	SHIMANO Altus M370 (direct mount)
<b>F/DERAILLEUR</b>	SHIMANO TY601 (31.8 mm)
<b>SHIFTERS</b>	SHIMANO SL-M315 Rapidfire Plus
<b>SPEED</b>	3x8
<b>BRAKES</b>	TEKTRO Hydraulic Disc
<b>HUBS</b>	KLS Firework Disc
<b>RIMS</b>	KLS Draft 23 Disc 622x23 (32 holes)
<b>TYRES</b>	INNOVA 44-622 (700x42C)
<b>SIZE</b>	S / M / L / XL

## CLIFF 90 MEDIUM GREY



<b>FRAME</b>	KELLYS Crosslite - Aluminium alloy
<b>FORK</b>	SR SUNTOUR NEX HLO DS, 63 mm, coil / Speed Lockout
<b>CRANKSET</b>	SHIMANO TY501 (48x38x28T)
<b>R/DERAILLEUR</b>	SHIMANO Altus M370 (direct mount)
<b>F/DERAILLEUR</b>	SHIMANO TY601 (31.8 mm)
<b>SHIFTERS</b>	SHIMANO SL-M315 Rapidfire Plus
<b>SPEED</b>	3x8
<b>BRAKES</b>	TEKTRO Hydraulic Disc
<b>HUBS</b>	KLS Firework Disc
<b>RIMS</b>	KLS Draft 23 Disc 622x23 (32 holes)
<b>TYRES</b>	INNOVA 44-622 (700x42C)
<b>SIZE</b>	S / M / L / XL

## CLIFF 90



<b>FRAME</b>	KELLYS Crosslite - Aluminium alloy
<b>FORK</b>	SR SUNTOUR NEX HLO DS, 63 mm, coil / Speed Lockout
<b>CRANKSET</b>	SHIMANO TY501 (48x38x28T)
<b>R/DERAILLEUR</b>	SHIMANO Altus M370 (direct mount)
<b>F/DERAILLEUR</b>	SHIMANO TY601 (31.8 mm)
<b>SHIFTERS</b>	SHIMANO SL-M315 Rapidfire Plus
<b>SPEED</b>	3x8
<b>BRAKES</b>	TEKTRO Hydraulic Disc
<b>HUBS</b>	KLS Firework Disc
<b>RIMS</b>	KLS Draft Disc 622x21 (32 holes)
<b>TYRES</b>	INNOVA 44-622 (700x42C)
<b>SIZE</b>	S / M / L / XL

## CLEA 90 GRAPHITE GREY



<b>FRAME</b>	KELLYS Crosslite Lady - Aluminium alloy
<b>FORK</b>	SR SUNTOUR NEX HLO DS, 63 mm, coil / Speed Lockout
<b>CRANKSET</b>	SHIMANO TY501 (48x38x28T)
<b>R/DERAILLEUR</b>	SHIMANO Altus M370 (direct mount)
<b>F/DERAILLEUR</b>	SHIMANO TY601 (31.8 mm)
<b>SHIFTERS</b>	SHIMANO SL-M315 Rapidfire Plus
<b>SPEED</b>	3x8
<b>BRAKES</b>	TEKTRO Hydraulic Disc
<b>HUBS</b>	KLS Firework Disc
<b>RIMS</b>	KLS Draft 23 Disc 622x23 (32 holes)
<b>TYRES</b>	INNOVA 44-622 (700x42C)
<b>SIZE</b>	S / M

## CLEA 90 DESERT PURPLE



<b>FRAME</b>	KELLYS Crosslite Lady - Aluminium alloy
<b>FORK</b>	SR SUNTOUR NEX HLO DS, 63 mm, coil / Speed Lockout
<b>CRANKSET</b>	SHIMANO TY501 (48x38x28T)
<b>R/DERAILLEUR</b>	SHIMANO Altus M370 (direct mount)
<b>F/DERAILLEUR</b>	SHIMANO TY601 (31.8 mm)
<b>SHIFTERS</b>	SHIMANO SL-M315 Rapidfire Plus
<b>SPEED</b>	3x8
<b>BRAKES</b>	TEKTRO Hydraulic Disc
<b>HUBS</b>	KLS Firework Disc
<b>RIMS</b>	KLS Draft 23 Disc 622x23 (32 holes)
<b>TYRES</b>	INNOVA 44-622 (700x42C)
<b>SIZE</b>	S / M

## CLEA 90



<b>FRAME</b>	KELLYS Crosslite Lady - Aluminium alloy
<b>FORK</b>	SR SUNTOUR NEX HLO DS, 63 mm, coil / Speed Lockout
<b>CRANKSET</b>	SHIMANO TY501 (48x38x28T)
<b>R/DERAILLEUR</b>	SHIMANO Altus M370 (direct mount)
<b>F/DERAILLEUR</b>	SHIMANO TY601 (31.8 mm)
<b>SHIFTERS</b>	SHIMANO SL-M315 Rapidfire Plus
<b>SPEED</b>	3x8
<b>BRAKES</b>	TEKTRO Hydraulic Disc
<b>HUBS</b>	KLS Firework Disc
<b>RIMS</b>	KLS Draft Disc 622x21 (32 holes)
<b>TYRES</b>	INNOVA 44-622 (700x42C)
<b>SIZE</b>	S / M

## CLIFF 70 GLACIAL GREY



<b>FRAME</b>	KELLYS Crosslite - Aluminium alloy
<b>FORK</b>	SR SUNTOUR NEX HLO DS, 63 mm, coil / Speed Lockout
<b>CRANKSET</b>	SHIMANO TY301 (48x38x28T)
<b>R/DERAILLEUR</b>	SHIMANO TX800 (direct mount)
<b>F/DERAILLEUR</b>	SHIMANO TY601 (31.8 mm)
<b>SHIFTERS</b>	SHIMANO ST-EF500-8R EZ-fire Plus
<b>SPEED</b>	3x8
<b>BRAKES</b>	Mechanical Disc
<b>HUBS</b>	KLS Firework Disc
<b>RIMS</b>	KLS Draft 23 Disc 622x234 (32 holes)
<b>TYRES</b>	INNOVA 44-622 (700x42C)
<b>SIZE</b>	S / M / L / XL

## CLIFF 70 MOSS GREEN



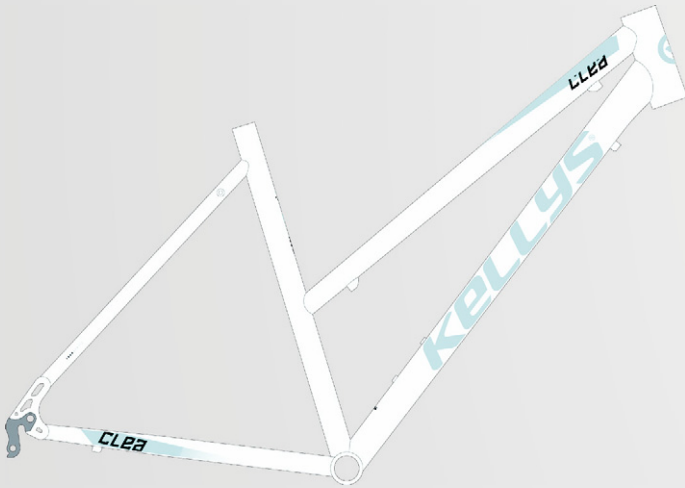
<b>FRAME</b>	KELLYS Crosslite - Aluminium alloy
<b>FORK</b>	SR SUNTOUR NEX HLO DS, 63 mm, coil / Speed Lockout
<b>CRANKSET</b>	SHIMANO TY301 (48x38x28T)
<b>R/DERAILLEUR</b>	SHIMANO TX800 (direct mount)
<b>F/DERAILLEUR</b>	SHIMANO TY601 (31.8 mm)
<b>SHIFTERS</b>	SHIMANO ST-EF500-8R EZ-fire Plus
<b>SPEED</b>	3x8
<b>BRAKES</b>	Mechanical Disc
<b>HUBS</b>	KLS Firework Disc
<b>RIMS</b>	KLS Draft 23 Disc 622x234 (32 holes)
<b>TYRES</b>	INNOVA 44-622 (700x42C)
<b>SIZE</b>	S / M / L / XL

## CLEA 70 FROST BLUE



<b>FRAME</b>	KELLYS Crosslite Lady - Aluminium alloy
<b>FORK</b>	SR SUNTOUR NEX HLO DS, 63 mm, coil / Speed Lockout
<b>CRANKSET</b>	SHIMANO TY301 (48x38x28T)
<b>R/DERAILLEUR</b>	SHIMANO TX800 (direct mount)
<b>F/DERAILLEUR</b>	SHIMANO TY601 (31.8 mm)
<b>SHIFTERS</b>	SHIMANO ST-EF500-8R EZ-fire Plus
<b>SPEED</b>	3x8
<b>BRAKES</b>	Mechanical Disc
<b>HUBS</b>	KLS Firework Disc
<b>RIMS</b>	KLS Draft 23 Disc 622x234 (32 holes)
<b>TYRES</b>	INNOVA 44-622 (700x42C)
<b>SIZE</b>	S / M

## CLEA 70 FROST WHITE



<b>FRAME</b>	KELLYS Crosslite Lady - Aluminium alloy
<b>FORK</b>	SR SUNTOUR NEX HLO DS, 63 mm, coil / Speed Lockout
<b>CRANKSET</b>	SHIMANO TY301 (48x38x28T)
<b>R/DERAILLEUR</b>	SHIMANO TX800 (direct mount)
<b>F/DERAILLEUR</b>	SHIMANO TY601 (31.8 mm)
<b>SHIFTERS</b>	SHIMANO ST-EF500-8R EZ-fire Plus
<b>SPEED</b>	3x8
<b>BRAKES</b>	Mechanical Disc
<b>HUBS</b>	KLS Firework Disc
<b>RIMS</b>	KLS Draft 23 Disc 622x234 (32 holes)
<b>TYRES</b>	INNOVA 44-622 (700x42C)
<b>SIZE</b>	S / M

## CLIFF 70 BLACK GREEN



<b>FRAME</b>	KELLYS Crosslite - Aluminium alloy
<b>FORK</b>	SR SUNTOUR NEX HLO DS, 63 mm, coil / Speed Lockout
<b>CRANKSET</b>	SHIMANO TY301 (48x38x28T)
<b>R/DERAILLEUR</b>	SHIMANO TX800 (direct mount)
<b>F/DERAILLEUR</b>	SHIMANO TY601 (31.8 mm)
<b>SHIFTERS</b>	SHIMANO ST-EF500-8R EZ-fire Plus
<b>SPEED</b>	3x8
<b>BRAKES</b>	Mechanical Disc
<b>HUBS</b>	KLS Firework Disc
<b>RIMS</b>	KLS Draft Disc 622x21 (32 holes)
<b>TYRES</b>	INNOVA 44-622 (700x42C)
<b>SIZE</b>	S / M / L / XL

## CLIFF 70 GREY



<b>FRAME</b>	KELLYS Crosslite - Aluminium alloy
<b>FORK</b>	SR SUNTOUR NEX HLO DS, 63 mm, coil / Speed Lockout
<b>CRANKSET</b>	SHIMANO TY301 (48x38x28T)
<b>R/DERAILLEUR</b>	SHIMANO TX800 (direct mount)
<b>F/DERAILLEUR</b>	SHIMANO TY601 (31.8 mm)
<b>SHIFTERS</b>	SHIMANO ST-EF500-8R EZ-fire Plus
<b>SPEED</b>	3x8
<b>BRAKES</b>	Mechanical Disc
<b>HUBS</b>	KLS Firework Disc
<b>RIMS</b>	KLS Draft Disc 622x21 (32 holes)
<b>TYRES</b>	INNOVA 44-622 (700x42C)
<b>SIZE</b>	S / M / L



## CLEA 70 RED



<b>FRAME</b>	KELLYS Crosslite Lady - Aluminium alloy
<b>FORK</b>	SR SUNTOUR NEX HLO DS, 63 mm, coil / Speed Lockout
<b>CRANKSET</b>	SHIMANO TY301 (48x38x28T)
<b>R/DERAILLEUR</b>	SHIMANO TX800 (direct mount)
<b>F/DERAILLEUR</b>	SHIMANO TY601 (31.8 mm)
<b>SHIFTERS</b>	SHIMANO ST-EF500-8R EZ-fire Plus
<b>SPEED</b>	3x8
<b>BRAKES</b>	Mechanical Disc
<b>HUBS</b>	KLS Firework Disc
<b>RIMS</b>	KLS Draft Disc 622x21 (32 holes)
<b>TYRES</b>	INNOVA 44-622 (700x42C)
<b>SIZE</b>	S / M

## CLEA 70 DARK BLUE



<b>FRAME</b>	KELLYS Crosslite Lady - Aluminium alloy
<b>FORK</b>	SR SUNTOUR NEX HLO DS, 63 mm, coil / Speed Lockout
<b>CRANKSET</b>	SHIMANO TY301 (48x38x28T)
<b>R/DERAILLEUR</b>	SHIMANO TX800 (direct mount)
<b>F/DERAILLEUR</b>	SHIMANO TY601 (31.8 mm)
<b>SHIFTERS</b>	SHIMANO ST-EF500-8R EZ-fire Plus
<b>SPEED</b>	3x8
<b>BRAKES</b>	Mechanical Disc
<b>HUBS</b>	KLS Firework Disc
<b>RIMS</b>	KLS Draft Disc 622x21 (32 holes)
<b>TYRES</b>	INNOVA 44-622 (700x42C)
<b>SIZE</b>	S / M

## CLIFF 30 RAINFOREST GREEN



<b>FRAME</b>	KELLYS Crosslite - Aluminium alloy
<b>FORK</b>	SR SUNTOUR NEX HLO P, 63 mm, coil spring
<b>CRANKSET</b>	SHIMANO TY301 (48x38x28T)
<b>R/DERAILLEUR</b>	SHIMANO TX800 (direct mount)
<b>F/DERAILLEUR</b>	SHIMANO TY601
<b>SHIFTERS</b>	SHIMANO ST-EF500-8 EZ-fire Plus
<b>SPEED</b>	3x8
<b>BRAKES</b>	TEKTRO V-brake
<b>HUBS</b>	alloy
<b>RIMS</b>	KLS Draft Disc 622x21 (32 holes)
<b>TYRES</b>	INNOVA 44-622 (700x42C)
<b>SIZE</b>	S / M / L / XL

## CLIFF 30 CHROME GREY



<b>FRAME</b>	KELLYS Crosslite - Aluminium alloy
<b>FORK</b>	SR SUNTOUR NEX HLO P, 63 mm, coil spring
<b>CRANKSET</b>	SHIMANO TY301 (48x38x28T)
<b>R/DERAILLEUR</b>	SHIMANO TX800 (direct mount)
<b>F/DERAILLEUR</b>	SHIMANO TY601
<b>SHIFTERS</b>	SHIMANO ST-EF500-8 EZ-fire Plus
<b>SPEED</b>	3x8
<b>BRAKES</b>	TEKTRO V-brake
<b>HUBS</b>	alloy
<b>RIMS</b>	KLS Draft Disc 622x21 (32 holes)
<b>TYRES</b>	INNOVA 44-622 (700x42C)
<b>SIZE</b>	S / M / L / XL

## CLIFF 30 BLUE



<b>FRAME</b>	KELLYS Crosslite - Aluminium alloy
<b>FORK</b>	SR SUNTOUR NEX HLO P, 63 mm, coil spring
<b>CRANKSET</b>	SHIMANO TY301 (48x38x28T)
<b>R/DERAILLEUR</b>	SHIMANO TX800 (direct mount)
<b>F/DERAILLEUR</b>	SHIMANO TY601 (31.8 mm)
<b>SHIFTERS</b>	SHIMANO ST-EF500-8 EZ-fire Plus
<b>SPEED</b>	3x8
<b>BRAKES</b>	TEKTRO V-brake
<b>HUBS</b>	alloy
<b>RIMS</b>	KLS Draft Disc 622x21 (32 holes)
<b>TYRES</b>	INNOVA 44-622 (700x42C)
<b>SIZE</b>	S / M / L / XL

## CLIFF 30 GREY




<b>FRAME</b>	KELLYS Crosslite - Aluminium alloy
<b>FORK</b>	SR SUNTOUR NEX HLO P, 63 mm, coil spring
<b>CRANKSET</b>	SHIMANO TY301 (48x38x28T)
<b>R/DERAILLEUR</b>	SHIMANO TX800 (direct mount)
<b>F/DERAILLEUR</b>	SHIMANO TY601 (31.8 mm)
<b>SHIFTERS</b>	SHIMANO ST-EF500-8 EZ-fire Plus
<b>SPEED</b>	3x8
<b>BRAKES</b>	TEKTRO V-brake
<b>HUBS</b>	alloy
<b>RIMS</b>	KLS Draft Disc 622x21 (32 holes)
<b>TYRES</b>	INNOVA 44-622 (700x42C)
<b>SIZE</b>	S / M / L

## CLEA 30 MINTY GREEN



<b>FRAME</b>	KELLYS Crosslite Lady - Aluminium alloy
<b>FORK</b>	SR SUNTOUR NEX HLO P, 63 mm, coil spring
<b>CRANKSET</b>	SHIMANO TY301 (48x38x28T)
<b>R/DERAILLEUR</b>	SHIMANO TX800 (direct mount)
<b>F/DERAILLEUR</b>	SHIMANO TY601
<b>SHIFTERS</b>	SHIMANO ST-EF500-8 EZ-fire Plus
<b>SPEED</b>	3x8
<b>BRAKES</b>	TEKTRO V-brake
<b>HUBS</b>	alloy
<b>RIMS</b>	KLS Draft Disc 622x21 (32 holes)
<b>TYRES</b>	INNOVA 44-622 (700x42C)
<b>SIZE</b>	S / M

## CLEA 30 DESERT FLOWER



<b>FRAME</b>	KELLYS Crosslite Lady - Aluminium alloy
<b>FORK</b>	SR SUNTOUR NEX HLO P, 63 mm, coil spring
<b>CRANKSET</b>	SHIMANO TY301 (48x38x28T)
<b>R/DERAILLEUR</b>	SHIMANO TX800 (direct mount)
<b>F/DERAILLEUR</b>	SHIMANO TY601
<b>SHIFTERS</b>	SHIMANO ST-EF500-8 EZ-fire Plus
<b>SPEED</b>	3x8
<b>BRAKES</b>	TEKTRO V-brake
<b>HUBS</b>	alloy
<b>RIMS</b>	KLS Draft Disc 622x21 (32 holes)
<b>TYRES</b>	INNOVA 44-622 (700x42C)
<b>SIZE</b>	S / M

## CLEA 30 BLACK PINK



<b>FRAME</b>	KELLYS Crosslite Lady - Aluminium alloy
<b>FORK</b>	SR SUNTOUR NEX HLO P, 63 mm, coil spring
<b>CRANKSET</b>	SHIMANO TY301 (48x38x28T)
<b>R/DERAILLEUR</b>	SHIMANO TX800 (direct mount)
<b>F/DERAILLEUR</b>	SHIMANO TY601 (31.8 mm)
<b>SHIFTERS</b>	SHIMANO ST-EF500-8 EZ-fire Plus
<b>SPEED</b>	3x8
<b>BRAKES</b>	TEKTRO V-brake
<b>HUBS</b>	alloy
<b>RIMS</b>	KLS Draft Disc 622x21 (32 holes)
<b>TYRES</b>	INNOVA 44-622 (700x42C)
<b>SIZE</b>	S / M

## CLEA 30 WHITE



<b>FRAME</b>	KELLYS Crosslite Lady - Aluminium alloy
<b>FORK</b>	SR SUNTOUR NEX HLO P, 63 mm, coil spring
<b>CRANKSET</b>	SHIMANO TY301 (48x38x28T)
<b>R/DERAILLEUR</b>	SHIMANO TX800 (direct mount)
<b>F/DERAILLEUR</b>	SHIMANO TY601 (31.8 mm)
<b>SHIFTERS</b>	SHIMANO ST-EF500-8 EZ-fire Plus
<b>SPEED</b>	3x8
<b>BRAKES</b>	TEKTRO V-brake
<b>HUBS</b>	alloy
<b>RIMS</b>	KLS Draft Disc 622x21 (32 holes)
<b>TYRES</b>	INNOVA 44-622 (700x42C)
<b>SIZE</b>	S / M

## CLIFF 10 BLACK BLUE



<b>FRAME</b>	KELLYS Crosslite - Aluminium alloy
<b>FORK</b>	SR SUNTOUR M3010 P, 50 mm, coil spring
<b>CRANKSET</b>	PROWHEEL (48x38x28T)
<b>R/DERAILLEUR</b>	SHIMANO TY300 (direct mount)
<b>F/DERAILLEUR</b>	SHIMANO TY601 (31.8 mm)
<b>SHIFTERS</b>	SHIMANO ST-EF41-7 EZ-fire Plus
<b>SPEED</b>	3x7
<b>BRAKES</b>	APSE V-brake
<b>HUBS</b>	alloy / SHIMANO TY500-7
<b>RIMS</b>	KLS Draft 622x21 (32 holes)
<b>TYRES</b>	INNOVA 44-622 (700x42C)
<b>SIZE</b>	S / M / L

## CLIFF 10 RED



<b>FRAME</b>	KELLYS Crosslite - Aluminium alloy
<b>FORK</b>	SR SUNTOUR M3010 P, 50 mm, coil spring
<b>CRANKSET</b>	PROWHEEL (48x38x28T)
<b>R/DERAILLEUR</b>	SHIMANO TY300 (direct mount)
<b>F/DERAILLEUR</b>	SHIMANO TY601 (31.8 mm)
<b>SHIFTERS</b>	SHIMANO ST-EF41-7 EZ-fire Plus
<b>SPEED</b>	3x7
<b>BRAKES</b>	APSE V-brake
<b>HUBS</b>	alloy / SHIMANO TY500-7
<b>RIMS</b>	KLS Draft 622x21 (32 holes)
<b>TYRES</b>	INNOVA 44-622 (700x42C)
<b>SIZE</b>	S / M / L

## CLEA 10 GREY PINK



<b>FRAME</b>	KELLYS Crosslite Lady - Aluminium alloy
<b>FORK</b>	SR SUNTOUR M3010 P, 50 mm, coil spring
<b>CRANKSET</b>	PROWHEEL (48x38x28T)
<b>R/DERAILLEUR</b>	SHIMANO TY300 (direct mount)
<b>F/DERAILLEUR</b>	SHIMANO TY601 (31.8 mm)
<b>SHIFTERS</b>	SHIMANO ST-EF41-7 EZ-fire Plus
<b>SPEED</b>	3x7
<b>BRAKES</b>	APSE V-brake
<b>HUBS</b>	alloy / SHIMANO TY500-7
<b>RIMS</b>	KLS Draft 622x21 (32 holes)
<b>TYRES</b>	INNOVA 44-622 (700x42C)
<b>SIZE</b>	S / M

## CLEA 10 MINT



<b>FRAME</b>	KELLYS Crosslite Lady - Aluminium alloy
<b>FORK</b>	SR SUNTOUR M3010 P, 50 mm, coil spring
<b>CRANKSET</b>	PROWHEEL (48x38x28T)
<b>R/DERAILLEUR</b>	SHIMANO TY300 (direct mount)
<b>F/DERAILLEUR</b>	SHIMANO TY601 (31.8 mm)
<b>SHIFTERS</b>	SHIMANO ST-EF41-7 EZ-fire Plus
<b>SPEED</b>	3x7
<b>BRAKES</b>	APSE V-brake
<b>HUBS</b>	alloy / SHIMANO TY500-7
<b>RIMS</b>	KLS Draft 622x21 (32 holes)
<b>TYRES</b>	INNOVA 44-622 (700x42C)
<b>SIZE</b>	S / M

## CLEA 10 ROSE GOLD



<b>FRAME</b>	KELLYS Crosslite Lady - Aluminium alloy
<b>FORK</b>	SR SUNTOUR M3010 P, 50 mm, coil spring
<b>CRANKSET</b>	PROWHEEL (48x38x28T)
<b>R/DERAILLEUR</b>	SHIMANO TY300 (direct mount)
<b>F/DERAILLEUR</b>	SHIMANO TY601 (31.8 mm)
<b>SHIFTERS</b>	SHIMANO ST-EF41-7 EZ-fire Plus
<b>SPEED</b>	3x7
<b>BRAKES</b>	APSE V-brake
<b>HUBS</b>	alloy / SHIMANO TY500
<b>RIMS</b>	KLS Draft 622x21 (32 holes)
<b>TYRES</b>	INNOVA 44-622 (700x42C)
<b>SIZE</b>	S / M

## CLEA 10 MISTY BLUE



<b>FRAME</b>	KELLYS Crosslite Lady - Aluminium alloy
<b>FORK</b>	SR SUNTOUR M3010 P, 50 mm, coil spring
<b>CRANKSET</b>	PROWHEEL (48x38x28T)
<b>R/DERAILLEUR</b>	SHIMANO TY300 (direct mount)
<b>F/DERAILLEUR</b>	SHIMANO TY601 (31.8 mm)
<b>SHIFTERS</b>	SHIMANO ST-EF41-7 EZ-fire Plus
<b>SPEED</b>	3x7
<b>BRAKES</b>	APSE V-brake
<b>HUBS</b>	alloy / SHIMANO TY500
<b>RIMS</b>	KLS Draft 622x21 (32 holes)
<b>TYRES</b>	INNOVA 44-622 (700x42C)
<b>SIZE</b>	S / M

## CARSON 90 STEEL BLUE



<b>FRAME</b>	KELLYS Tour Profile - Aluminium alloy, internal routing, integrated kickstand mount
<b>FORK</b>	SR SUNTOUR NEX-E25 NLO DS, 63 mm, coil spring
<b>CRANKSET</b>	SHIMANO Cues U6000-2 (46x30T)
<b>R/DERAILLEUR</b>	SHIMANO Cues U6020-10 (direct mount))
<b>F/DERAILLEUR</b>	SHIMANO Cues U6010-L (34.9 mm)
<b>SHIFTERS</b>	SHIMANO Cues SL-U6000-10R Rapidfire Plus
<b>SPEED</b>	2x10
<b>BRAKES</b>	SHIMANO MT200 Hydraulic Disc
<b>HUBS</b>	SHIMANO Dynamo 3D37 / SHIMANO QC300 Disc Center Lock
<b>RIMS</b>	KLS Draft Disc 622x21 (32 holes)
<b>TYRES</b>	KENDA Khan II 40-622 (700x40C) ReflectiveLine
<b>LIGHTING</b>	AXA Compactline 35 Steady / AXA Slim Steady
<b>ACCESSORIES</b>	alloy carrier, plastic fenders, adjustable kickstand, chainguard, bell

**SIZE** M / L / XL

## CARSON 70 EBONY GREEN



<b>FRAME</b>	KELLYS Tour Profile - Aluminium alloy, internal routing, integrated kickstand mount
<b>FORK</b>	SR SUNTOUR NEX DS, 63 mm, coil spring (threaded steerer)
<b>CRANKSET</b>	SHIMANO Cues U4010-2 (46x30T)
<b>R/DERAILLEUR</b>	SHIMANO Cues U3020 (direct mount)
<b>F/DERAILLEUR</b>	SHIMANO Cues U4010-L (34.9 mm)
<b>SHIFTERS</b>	SHIMANO Cues SL-U4000-9R Rapidfire Plus
<b>SPEED</b>	2x9
<b>BRAKES</b>	SHIMANO MT200 Hydraulic Disc
<b>HUBS</b>	SHIMANO Dynamo 3D37 / SHIMANO QC300 Disc Center Lock
<b>RIMS</b>	KLS Draft Disc 622x21 (32 holes)
<b>TYRES</b>	KENDA Khan II 40-622 (700x40C) ReflectiveLine
<b>LIGHTING</b>	BÜCHEL Shiny 40 (40 Lux) / BÜCHEL Champs Elysees LED Standlight
<b>ACCESSORIES</b>	alloy carrier, plastic fenders, adjustable kickstand, chainguard, bell

**SIZE** S / M / L / XL

## CRISTY 70 GRAPHITE GREY



<b>FRAME</b>	KELLYS Tour Profile Lady - Aluminium alloy, internal routing, integrated kickstand mount
<b>FORK</b>	SR SUNTOUR NEX DS, 63 mm, coil spring (threaded steerer)
<b>CRANKSET</b>	SHIMANO Cues U4010-2 (46x30T)
<b>R/DERAILLEUR</b>	SHIMANO Cues U3020 (direct mount)
<b>F/DERAILLEUR</b>	SHIMANO Cues U4010-L (34.9 mm)
<b>SHIFTERS</b>	SHIMANO Cues SL-U4000-9R Rapidfire Plus
<b>SPEED</b>	2x9
<b>BRAKES</b>	SHIMANO MT200 Hydraulic Disc
<b>HUBS</b>	SHIMANO Dynamo 3D37 / SHIMANO QC300 Disc Center Lock
<b>RIMS</b>	KLS Draft Disc 622x21 (32 holes)
<b>TYRES</b>	KENDA Khan II 40-622 (700x40C) ReflectiveLine
<b>LIGHTING</b>	BÜCHEL Shiny 40 (40 Lux) / BÜCHEL Champs Elysees LED Standlight
<b>ACCESSORIES</b>	alloy carrier, plastic fenders, adjustable kickstand, chainguard, bell

**SIZE** S / M

## CARSON 50 DESERT BROWN



<b>FRAME</b>	KELLYS Tour Profile - Aluminium alloy, internal routing, integrated kickstand mount
<b>FORK</b>	SR SUNTOUR NEX P, 63 mm, coil spring (threaded steerer)
<b>CRANKSET</b>	SHIMANO TY301 (48x38x28T)
<b>R/DERAILLEUR</b>	SHIMANO Acera M3020-8 (direct mount)
<b>F/DERAILLEUR</b>	SHIMANO TY601 (34.9 mm)
<b>SHIFTERS</b>	SHIMANO ST-EF500-8R EZ-fire Plus
<b>SPEED</b>	2x9
<b>BRAKES</b>	TEKTRO V-brake
<b>HUBS</b>	SHIMANO Dynamo Nexus C3000 / alloy
<b>RIMS</b>	KLS Draft Disc 622x21 (32 holes)
<b>TYRES</b>	INNOVA 44-622 (700x42C)
<b>LIGHTING</b>	BÜCHEL Shiny 40 (40 Lux) / BÜCHEL Champs Elysees LED Standlight
<b>ACCESSORIES</b>	alloy carrier, plastic fenders, adjustable kickstand, chainguard, bell
<b>SIZE</b>	M / L / XL

## CRISTY 50 MISTY BLUE



<b>FRAME</b>	KELLYS Tour Profile Lady - Aluminium alloy, internal routing, integrated kickstand mount
<b>FORK</b>	SR SUNTOUR NEX P, 63 mm, coil spring (threaded steerer)
<b>CRANKSET</b>	SHIMANO TY301 (48x38x28T)
<b>R/DERAILLEUR</b>	SHIMANO Acera M360 (direct mount)
<b>F/DERAILLEUR</b>	SHIMANO TY710
<b>SHIFTERS</b>	SHIMANO ST-EF500-8 EZ-fire Plus
<b>SPEED</b>	3x8
<b>BRAKES</b>	TEKTRO V-brake
<b>HUBS</b>	SHIMANO Dynamo Nexus C3000 / alloy
<b>RIMS</b>	KLS Draft 622x21
<b>TYRES</b>	INNOVA 44-622 (700x42C)
<b>LIGHTING</b>	BÜCHEL Urban LED 20 / BÜCHEL Champs Elysees LED Standlight
<b>ACCESSORIES</b>	alloy carrier, plastic fenders, adjustable kickstand, chainguard, bell
<b>SIZE</b>	S / M

## CARSON 40 GRAPHITE GREY



<b>FRAME</b>	KELLYS Tour Profile - Aluminium alloy, internal routing, integrated kickstand mount
<b>FORK</b>	SR SUNTOUR M3010 P, 50 mm, coil spring (threaded steerer)
<b>CRANKSET</b>	SHIMANO TY301 (48x38x28T)
<b>R/DERAILLEUR</b>	SHIMANO Altus M310 (direct mount)
<b>F/DERAILLEUR</b>	SHIMANO TY601 (34.9 mm)
<b>SHIFTERS</b>	SHIMANO ST-EF500-8R EZ-fire Plus
<b>SPEED</b>	3x8
<b>BRAKES</b>	APSE V-brake
<b>HUBS</b>	SHIMANO Dynamo Nexus C3000 / alloy
<b>RIMS</b>	KLS Draft 622x21 (32 holes)
<b>TYRES</b>	INNOVA 44-622 (700x42C)
<b>LIGHTING</b>	BÜCHEL Urban Halogen / BÜCHEL Champs Elysees LED Standlight
<b>ACCESSORIES</b>	alloy carrier, plastic fenders, adjustable kickstand, chainguard, bell
<b>SIZE</b>	S / M / L / XL

## CRISTY 40 RASPBERRY



<b>FRAME</b>	KELLYS Tour Profile Lady - Aluminium alloy, internal routing, integrated kickstand mount
<b>FORK</b>	SR SUNTOUR M3010 P, 50 mm, coil spring (threaded steerer)
<b>CRANKSET</b>	SHIMANO TY301 (48x38x28T)
<b>R/DERAILLEUR</b>	SHIMANO Altus M310 (direct mount)
<b>F/DERAILLEUR</b>	SHIMANO TY601 (34.9 mm)
<b>SHIFTERS</b>	SHIMANO ST-EF500-8 EZ-fire Plus
<b>SPEED</b>	3x8
<b>BRAKES</b>	APSE V-brake
<b>HUBS</b>	SHIMANO Dynamo Nexus C3000 / alloy
<b>RIMS</b>	KLS Draft 622x21 (32 holes)
<b>TYRES</b>	INNOVA 44-622 (700x42C)
<b>LIGHTING</b>	BÜCHEL Urban Halogen / BÜCHEL Champs Elysees LED Standlight
<b>ACCESSORIES</b>	alloy carrier, plastic fenders, adjustable kickstand, chainguard, bell
<b>SIZE</b>	S / M

## CARSON 10 MOONSTONE GREY



<b>FRAME</b>	KELLYS Tour Profile - Aluminium alloy, internal routing, integrated kickstand mount
<b>FORK</b>	SR SUNTOUR M3010 P, 50 mm, coil spring (threaded steerer)
<b>CRANKSET</b>	SHIMANO TY301 (48x38x28T)
<b>R/DERAILLEUR</b>	SHIMANO TY300 (direct mount)
<b>F/DERAILLEUR</b>	SHIMANO TY601 (34.9 mm)
<b>SHIFTERS</b>	SHIMANO ST-EF41-7 EZ-fire Plus
<b>SPEED</b>	3x7
<b>BRAKES</b>	APSE V-brake
<b>HUBS</b>	alloy / SHIMANO TY500
<b>RIMS</b>	KLS Draft 622x21 (32 holes)
<b>TYRES</b>	INNOVA 44-622 (700x42C)
<b>LIGHTING</b>	LED battery / BÜCHEL Champs Elysees LED battery
<b>ACCESSORIES</b>	alloy carrier, plastic fenders, adjustable kickstand, chainguard, bell
<b>SIZE</b>	S / M / L

## CRISTY 10 ROSE GOLD



<b>FRAME</b>	KELLYS Tour Profile Lady - Aluminium alloy, internal routing, integrated kickstand mount
<b>FORK</b>	SR SUNTOUR M3010 P, 50 mm, coil spring (threaded steerer)
<b>CRANKSET</b>	SHIMANO TY301 (48x38x28T)
<b>R/DERAILLEUR</b>	SHIMANO TY300 (direct mount)
<b>F/DERAILLEUR</b>	SHIMANO TY601 (34.9 mm)
<b>SHIFTERS</b>	SHIMANO ST-EF41-7 EZ-fire Plus
<b>SPEED</b>	3x7
<b>BRAKES</b>	APSE V-brake
<b>HUBS</b>	alloy / SHIMANO TY500
<b>RIMS</b>	KLS Draft 622x21 (32 holes)
<b>TYRES</b>	INNOVA 44-622 (700x42C)
<b>LIGHTING</b>	LED battery / BÜCHEL Champs Elysees LED battery
<b>ACCESSORIES</b>	alloy carrier, plastic fenders, adjustable kickstand, chainguard, bell
<b>SIZE</b>	S / M

## EVERY 90 MISTY BLUE (28")



<b>FRAME</b>	KELLYS Aluminium alloy monotube 28"
<b>FORK</b>	SR SUNTOUR M3010 P, 50 mm, coil spring (threaded steerer)
<b>CRANKSET</b>	PROWHEEL (38T)
<b>SHIFTERS</b>	SHIMANO Nexus SL-C3000-7 Revoshift
<b>SPEED</b>	1x7
<b>BRAKES</b>	TEKTRO V-brake / SHIMANO coaster brake
<b>HUBS</b>	SHIMANO Dynamo Nexus C3000 / Nexus C3000 Inter-7 Internal Geared Hub
<b>RIMS</b>	KLS Draft 622x21 (36 holes)
<b>TYRES</b>	MICHELIN Protek BR 42-622 (700x40C) ReflectiveLine
<b>LIGHTING</b>	BÜCHEL Urban Halogen / BÜCHEL Champs Elysees LED Standlight
<b>ACCESSORIES</b>	alloy carrier, RPZ plastic fenders, adjustable kickstand, chainguard, bell
<b>SIZE</b>	S (430 mm) / M (480 mm)

## EVERY 70 ROSE GOLD (28")



<b>FRAME</b>	KELLYS Aluminium alloy monotube 28"
<b>FORK</b>	SR SUNTOUR CR-8V, 50mm, coil spring (threaded steerer)
<b>CRANKSET</b>	SHIMANO TY501 (48x38x28T)
<b>R/DERAILLEUR</b>	SHIMANO Acera M3020-8 (direct mount)
<b>F/DERAILLEUR</b>	SHIMANO TY601 (31.8 mm)
<b>SHIFTERS</b>	SHIMANO ST-EF500-8 EZ-fire Plus
<b>SPEED</b>	3x8
<b>BRAKES</b>	TEKTRO V-brake
<b>HUBS</b>	SHIMANO Dynamo Nexus C3000 / KLS Drive
<b>RIMS</b>	KLS Draft 622x21 (36 holes)
<b>TYRES</b>	MICHELIN Protek BR 42-622 (700x40C) ReflectiveLine
<b>LIGHTING</b>	BÜCHEL Urban Halogen / BÜCHEL Champs Elysees LED Standlight
<b>ACCESSORIES</b>	alloy carrier, RPZ plastic fenders, adjustable kickstand, chainguard, bell
<b>SIZE</b>	S (430 mm) / M (480 mm)

## EVERY 70 (28")



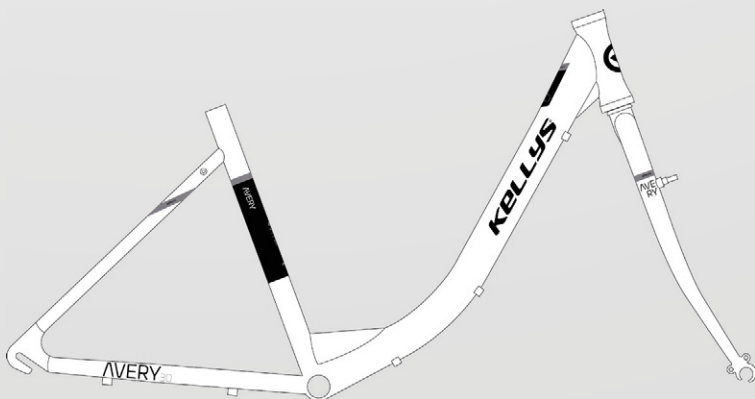
<b>FRAME</b>	KELLYS Aluminium alloy monotube 28"
<b>FORK</b>	SR SUNTOUR M3010 P, 50 mm, coil spring
<b>CRANKSET</b>	SHIMANO TY501 (48x38x28T)
<b>R/DERAILLEUR</b>	SHIMANO Altus M370 (direct mount)
<b>F/DERAILLEUR</b>	SHIMANO TY710 (31.8 mm)
<b>SHIFTERS</b>	SHIMANO ST-EF500-8 EZ-fire Plus
<b>SPEED</b>	3x8
<b>BRAKES</b>	TEKTRO V-brake
<b>HUBS</b>	SHIMANO Dynamo Nexus C3000 / KLS Drive
<b>RIMS</b>	KLS Draft 622x21 (36 holes)
<b>TYRES</b>	MICHELIN Protek BR 42-622 (700x40C) ReflectiveLine
<b>LIGHTING</b>	BÜCHEL Urban Halogen / BÜCHEL Champs Elysees LED Standlight
<b>ACCESSORIES</b>	alloy carrier, RPZ plastic fenders, adjustable kickstand, chainguard, bell
<b>SIZE</b>	S (430 mm) / M (480 mm)

**AVERY 50 GRAPHITE GREY (28")**


<b>FRAME</b>	KELLYS Aluminium alloy monotube 28"
<b>FORK</b>	hi-ten steel unicrown (threaded steerer)
<b>CRANKSET</b>	PROWHEEL (38T)
<b>SHIFTERS</b>	SHIMANO Nexus SL-3S42E Revoshift
<b>SPEED</b>	1x3
<b>BRAKES</b>	APSE V-brake / SHIMANO coaster brake
<b>HUBS</b>	SHIMANO Dynamo Nexus C3000 / Nexus 3C41 Inter-3 Internal Geared Hub
<b>RIMS</b>	KLS Draft 622x21 (36 holes)
<b>TYRES</b>	MICHELIN Protek BR 42-622 (700x40C) ReflectiveLine
<b>LIGHTING</b>	BÜCHEL Urban Halogen / BÜCHEL Champs Elysees LED Standlight
<b>ACCESSORIES</b>	alloy carrier, RPZ plastic fenders, adjustable kickstand, chainguard, bell
<b>SIZE</b>	S (430 mm) / M (480 mm)

**AVERY 50 (28")**


<b>FRAME</b>	KELLYS Aluminium alloy monotube 28"
<b>FORK</b>	hi-ten steel unicrown (threaded steerer)
<b>CRANKSET</b>	PROWHEEL (38T)
<b>SHIFTERS</b>	SHIMANO Nexus SL-3S42E Revoshift
<b>SPEED</b>	1x3
<b>BRAKES</b>	APSE V-brake / SHIMANO coaster brake
<b>HUBS</b>	SHIMANO Dynamo Nexus C3000 / Nexus 3C41 Inter-3 Internal Geared Hub
<b>RIMS</b>	KLS Draft 622x21 (36 holes)
<b>TYRES</b>	MICHELIN Protek BR 42-622 (700x40C) ReflectiveLine
<b>LIGHTING</b>	BÜCHEL Urban Halogen / BÜCHEL Champs Elysees LED Standlight
<b>ACCESSORIES</b>	alloy carrier, RPZ plastic fenders, adjustable kickstand, chainguard, bell
<b>SIZE</b>	S (430 mm) / M (480 mm)

**AVERY 30 WHITE (26")**


<b>FRAME</b>	KELLYS Aluminium alloy monotube 26"
<b>FORK</b>	hi-ten steel unicrown (threaded steerer)
<b>CRANKSET</b>	PROWHEEL (38T)
<b>SHIFTERS</b>	SHIMANO Nexus SL-3S42E Revoshift
<b>SPEED</b>	1x3
<b>BRAKES</b>	APSE V-brake / SHIMANO coaster brake
<b>HUBS</b>	SHIMANO Dynamo Nexus C3000 / Nexus 3C41 Inter-3 Internal Geared Hub
<b>RIMS</b>	KLS Event 559x19 (36 holes)
<b>TYRES</b>	RUBENA Cobra 50-559 (26"x1.90)
<b>LIGHTING</b>	BÜCHEL Urban Halogen / BÜCHEL Champs Elysees LED Standlight
<b>ACCESSORIES</b>	alloy carrier, RPZ plastic fenders, adjustable kickstand, chainguard, bell
<b>SIZE</b>	S (430 mm)

## EVERY 30 (26")



<b>FRAME</b>	KELLYS Aluminium alloy monotube 26"
<b>FORK</b>	hi-ten steel unicrown (threaded steerer)
<b>CRANKSET</b>	PROWHEEL (38T)
<b>SHIFTERS</b>	SHIMANO Nexus SL-3S42E Revoshift
<b>SPEED</b>	1x3
<b>BRAKES</b>	APSE V-brake / SHIMANO coaster brake
<b>HUBS</b>	SHIMANO Dynamo Nexus C3000 / Nexus 3C41 Inter-3 Internal Geared Hub
<b>RIMS</b>	KLS Event 559x19 (36 holes)
<b>TYRES</b>	MITAS Cobra 50-559 (26"x1.90)
<b>LIGHTING</b>	BÜCHEL Urban Halogen / BÜCHEL Champs Elysees LED Standlight
<b>ACCESSORIES</b>	alloy carrier, RPZ plastic fenders, adjustable kickstand, chainguard, bell
<b>SIZE</b>	S (430 mm)

## EVERY 20 MOONSTONE GREY (28")



<b>FRAME</b>	KELLYS Aluminium alloy monotube 28"
<b>FORK</b>	Hi-ten steel unicrown (threaded steerer)
<b>CRANKSET</b>	PROWHEEL (38T)
<b>SHIFTERS</b>	SHIMANO Nexus SL-3S42E Revoshift
<b>SPEED</b>	1x3
<b>BRAKES</b>	APSE V-brake / SHIMANO coaster brake
<b>HUBS</b>	alloy / SHIMANO Nexus 3C41 Inter-3 Internal Geared Hub
<b>RIMS</b>	KLS Event 622x19 (36 holes)
<b>TYRES</b>	MICHELIN Protek BR 42-622 (700x40C) ReflectiveLine
<b>LIGHTING</b>	LED battery / BÜCHEL Champs Elysees LED battery
<b>ACCESSORIES</b>	alloy carrier, RPZ plastic fenders, adjustable kickstand, chainguard, bell
<b>SIZE</b>	S (430 mm) / M (480 mm)

## EVERY 20 (28")



<b>FRAME</b>	KELLYS Aluminium alloy monotube 28"
<b>FORK</b>	Hi-ten steel unicrown (threaded steerer)
<b>CRANKSET</b>	PROWHEEL (38T)
<b>SHIFTERS</b>	SHIMANO Nexus SL-3S42E Revoshift
<b>SPEED</b>	1x3
<b>BRAKES</b>	APSE V-brake / SHIMANO coaster brake
<b>HUBS</b>	alloy / SHIMANO Nexus 3C41 Inter-3 Internal Geared Hub
<b>RIMS</b>	KLS Event 622x19 (36 holes)
<b>TYRES</b>	MICHELIN Protek BR 42-622 (700x40C) ReflectiveLine
<b>LIGHTING</b>	LED battery / BÜCHEL Champs Elysees LED battery
<b>ACCESSORIES</b>	alloy carrier, RPZ plastic fenders, adjustable kickstand, chainguard, bell
<b>SIZE</b>	S (430 mm) / M (480 mm)



## AVERY 10 THUNDERSTORM PURPLE (26")



<b>FRAME</b>	KELLYS Aluminium alloy monotube 26"
<b>FORK</b>	Hi-ten steel unicrown (threaded steerer)
<b>CRANKSET</b>	PROWHEEL (38T)
<b>SHIFTERS</b>	SHIMANO Nexus SL-3S42E Revoshift
<b>SPEED</b>	1x3
<b>BRAKES</b>	APSE V-brake / SHIMANO coaster brake
<b>HUBS</b>	alloy / SHIMANO Nexus 3C41 Inter-3 Internal Geared Hub
<b>RIMS</b>	KLS Event 559x19 (36 holes)
<b>TYRES</b>	RUBENA Cobra 50-559 (26"x1.90)
<b>LIGHTING</b>	LED battery / BÜCHEL Champs Elysees LED Standlight
<b>ACCESSORIES</b>	alloy carrier, RPZ plastic fenders, adjustable kickstand, chainguard, bell
<b>SIZE</b>	S (430 mm)

## ROYAL DUTCH BLACK



<b>FRAME</b>	van KELLYS Dutch - Aluminium alloy 28"
<b>FORK</b>	Hi-ten steel unicrown (threaded steerer)
<b>CRANKSET</b>	PROWHEEL (36T)
<b>SHIFTERS</b>	SHIMANO Nexus SL-7S20 Revoshift
<b>SPEED</b>	1x7
<b>BRAKES</b>	APSE V-brake / SHIMANO coaster brake
<b>HUBS</b>	alloy / SHIMANO Nexus C3000 Inter-7 Internal Geared Hub
<b>RIMS</b>	KLS Event 622x19 (36 holes)
<b>TYRES</b>	IMPAC Bigpac 50-622 (28"x2.0) ReflectiveLine
<b>REAR LIGHT</b>	LED battery, 3 modes
<b>FENDERS</b>	steel with coat guard
<b>ACCESSORIES</b>	front rack, alloy carrier, chainguard, kickstand, bell
<b>SIZE</b>	460 mm

## ROYAL DUTCH MENTHOL



<b>FRAME</b>	van KELLYS Dutch - Aluminium alloy 28"
<b>FORK</b>	Hi-ten steel unicrown (threaded steerer)
<b>CRANKSET</b>	PROWHEEL (36T)
<b>SHIFTERS</b>	SHIMANO Nexus SL-7S20 Revoshift
<b>SPEED</b>	1x7
<b>BRAKES</b>	APSE V-brake / SHIMANO coaster brake
<b>HUBS</b>	alloy / SHIMANO Nexus C3000 Inter-7 Internal Geared Hub
<b>RIMS</b>	KLS Event 622x19 (36 holes)
<b>TYRES</b>	IMPAC Bigpac 50-622 (28"x2.0) ReflectiveLine
<b>LIGHTING</b>	LED battery, 3 modes
<b>FENDERS</b>	steel with coat guard
<b>ACCESSORIES</b>	front basket, alloy carrier, chainguard, kickstand, bell
<b>SIZE</b>	460 mm

## ARWEN DUTCH RED



<b>FRAME</b>	van KELLYS Dutch - Aluminium alloy 28"
<b>FORK</b>	Hi-ten steel unicrown (threaded steerer)
<b>CRANKSET</b>	PROWHEEL (36T)
<b>SHIFTERS</b>	SHIMANO Nexus SL-3S42E Revoshift
<b>SPEED</b>	1x3
<b>BRAKES</b>	APSE V-brake / SHIMANO coaster brake
<b>HUBS</b>	alloy / SHIMANO Nexus 3C41 Inter-3 Internal Geared Hub
<b>RIMS</b>	KLS Event 622x19 (36 holes)
<b>TYRES</b>	IMPAC Bigpac 50-622 (28"x2.0) ReflectiveLine
<b>LIGHTING</b>	LED battery, 3 modes
<b>FENDERS</b>	steel with coat guard
<b>ACCESSORIES</b>	front basket, alloy carrier, chainguard, kickstand, bell
<b>SIZE</b>	460 mm



## ARWEN DUTCH MENTHOL



<b>FRAME</b>	van KELLYS Dutch - Aluminium alloy 28"
<b>FORK</b>	Hi-ten steel unicrown (threaded steerer)
<b>CRANKSET</b>	PROWHEEL (36T)
<b>SHIFTERS</b>	SHIMANO Nexus SL-3S42E Revoshift
<b>SPEED</b>	1x3
<b>BRAKES</b>	APSE V-brake / SHIMANO coaster brake
<b>HUBS</b>	alloy / SHIMANO Nexus 3C41 Inter-3 Internal Geared Hub
<b>RIMS</b>	KLS Event 622x19 (36 holes)
<b>TYRES</b>	IMPAC Bigpac 50-622 (28"x2.0) ReflectiveLine
<b>LIGHTING</b>	LED battery, 3 modes
<b>FENDERS</b>	steel with coat guard
<b>ACCESSORIES</b>	front basket, alloy carrier, chainguard, kickstand, bell
<b>SIZE</b>	460 mm

## ARWEN DUTCH BEIGE



<b>FRAME</b>	van KELLYS Dutch - Aluminium alloy 28"
<b>FORK</b>	Hi-ten steel unicrown (threaded steerer)
<b>CRANKSET</b>	PROWHEEL (36T)
<b>SHIFTERS</b>	SHIMANO Nexus SL-3S42E Revoshift
<b>SPEED</b>	1x3
<b>BRAKES</b>	APSE V-brake / SHIMANO coaster brake
<b>HUBS</b>	alloy / SHIMANO Nexus 3C41 Inter-3 Internal Geared Hub
<b>RIMS</b>	KLS Event 622x19 (36 holes)
<b>TYRES</b>	IMPAC Bigpac 50-622 (28"x2.0) ReflectiveLine
<b>LIGHTING</b>	LED battery, 3 modes
<b>FENDERS</b>	steel with coat guard
<b>ACCESSORIES</b>	front basket, alloy carrier, chainguard, kickstand, bell
<b>SIZE</b>	460 mm

## ARWEN DUTCH BLACK



<b>FRAME</b>	van KELLYS Dutch - Aluminium alloy 28"
<b>FORK</b>	Hi-ten steel unicrown (threaded steerer)
<b>CRANKSET</b>	PROWHEEL (36T)
<b>SHIFTERS</b>	SHIMANO Nexus SL-3S42E Revoshift
<b>SPEED</b>	1x3
<b>BRAKES</b>	APSE V-brake / SHIMANO coaster brake
<b>HUBS</b>	alloy / SHIMANO Nexus 3C41 Inter-3 Internal Geared Hub
<b>RIMS</b>	KLS Event 622x19 (36 holes)
<b>TYRES</b>	IMPAC Bigpac 50-622 (28"x2.0) ReflectiveLine
<b>LIGHTING</b>	LED battery, 3 modes
<b>FENDERS</b>	steel with coat guard
<b>ACCESSORIES</b>	front basket, alloy carrier, chainguard, kickstand, bell
<b>SIZE</b>	460 mm

## PHYSIO 50



<b>FRAME</b>	KELLYS Urban Move Concept - Aluminium alloy, flat mount, tapered HT, internal routing
<b>FORK</b>	Aluminium alloy, 1.5 tapered steerer, flat mount disc brake
<b>CRANKSET</b>	SHIMANO Sora R3000 (50x34T)
<b>R/DERAILLEUR</b>	SHIMANO Sora R3000 (direct mount)
<b>F/DERAILLEUR</b>	SHIMANO Sora R3000
<b>SHIFTERS</b>	SHIMANO Sora SL-3000 Rapidfire Plus (for FlatBar)
<b>SPEED</b>	2x9
<b>BRAKES</b>	SHIMANO UR300 Hydraulic Disc
<b>HUBS</b>	NOVATEC Disc
<b>RIMS</b>	KLS Grind 622x17 (32 holes)
<b>TYRES</b>	SCHWALBE Spicer 35-622 (700x35C) ReflectiveLine
<b>FENDERS</b>	SKS
<b>SIZE</b>	S / M / L

**NAGA AIR 90 BLACK (26")**


<b>FRAME</b>	KELLYS Superlight Aluminium alloy double butted Junior 26"
<b>FORK</b>	Aluminium alloy (cr-mo steerer)
<b>CRANKSET</b>	PROWHEEL (30T)
<b>R/DERAILLEUR</b>	SHIMANO Cues U6000 (direct mount)
<b>SHIFTERS</b>	SHIMANO Cues SL-U6000-10R Rapidfire Plus
<b>SPEED</b>	1x10
<b>BRAKES</b>	TEKTRO V-brake
<b>HUBS</b>	alloy
<b>RIMS</b>	KLS Draft 559x21 (24 holes)
<b>TYRES</b>	SCHWALBE Little Joe Performance 50-559 (26"x2.0) ADDIX, folding
<b>STEM</b>	integrated BarStem - length 40 mm / width 600 mm
<b>SIZE</b>	343 mm

**NAGA AIR 70 BLACK (24")**


<b>FRAME</b>	KELLYS Superlight double butted Aluminium alloy Junior 24"
<b>FORK</b>	Aluminium alloy
<b>CRANKSET</b>	PROWHEEL (30T)
<b>R/DERAILLEUR</b>	SHIMANO Claris R2000 (direct mount)
<b>SHIFTERS</b>	SHIMANO Claris SL-R2000-R Rapidfire Plus (for FlatBar)
<b>SPEED</b>	1x8
<b>BRAKES</b>	TEKTRO V-brake
<b>HUBS</b>	alloy
<b>RIMS</b>	KLS 507x19 (24 holes)
<b>TYRES</b>	SCHWALBE Little Joe Performance 47-507 (24"x1.95) ADDIX, folding
<b>STEM</b>	integrated BarStem - length 40 mm / width 580 mm
<b>SIZE</b>	279 mm

**NAGA AIR 50 SILVER (24")**


<b>FRAME</b>	KELLYS Superlight double butted Aluminium alloy Junior 24"
<b>FORK</b>	Aluminium alloy
<b>CRANKSET</b>	PROWHEEL (30T)
<b>R/DERAILLEUR</b>	SHIMANO TY300 (direct mount)
<b>SHIFTERS</b>	SHIMANO SL-RV200-7R Revoshift
<b>SPEED</b>	1x7
<b>BRAKES</b>	TEKTRO V-brake
<b>HUBS</b>	alloy
<b>RIMS</b>	KLS 507x19 (24 holes)
<b>TYRES</b>	SCHWALBE Little Joe Performance 47-507 (24"x1.95) ADDIX, folding
<b>STEM</b>	integrated BarStem - length 40 mm / width 580 mm
<b>SIZE</b>	279 mm

## NAGA AIR 70 SAGE GREEN (20")




<b>FRAME</b>	KELLYS Superlight Aluminium alloy double butted Junior 20"
<b>FORK</b>	Aluminium alloy
<b>CRANKSET</b>	PROWHEEL (30T)
<b>R/DERAILLEUR</b>	SHIMANO Claris R2000 (direct mount)
<b>SHIFTERS</b>	SHIMANO Claris SL-R2000-R Rapidfire Plus (for FlatBar)
<b>SPEED</b>	1x8
<b>BRAKES</b>	TEKTRO V-brake
<b>HUBS</b>	alloy
<b>RIMS</b>	KLS 406x19 (20 holes)
<b>TYRES</b>	SCHWALBE Little Joe 50-406 (20"x2.0) K-Guard, folding
<b>SIZE</b>	235 mm

## NAGA AIR 50 SILVER (20")



<b>FRAME</b>	KELLYS Superlight Aluminium alloy double butted Junior 20"
<b>FORK</b>	Aluminium alloy
<b>CRANKSET</b>	PROWHEEL (30T)
<b>R/DERAILLEUR</b>	SHIMANO TY300 (direct mount)
<b>SHIFTERS</b>	SHIMANO SL-RV200-7R Revoshift
<b>SPEED</b>	1x7
<b>BRAKES</b>	TEKTRO V-brake
<b>HUBS</b>	alloy
<b>RIMS</b>	KLS 406x19 (20 holes)
<b>TYRES</b>	SCHWALBE Little Joe 50-406 (20"x2.0) K-Guard, folding
<b>SIZE</b>	235 mm

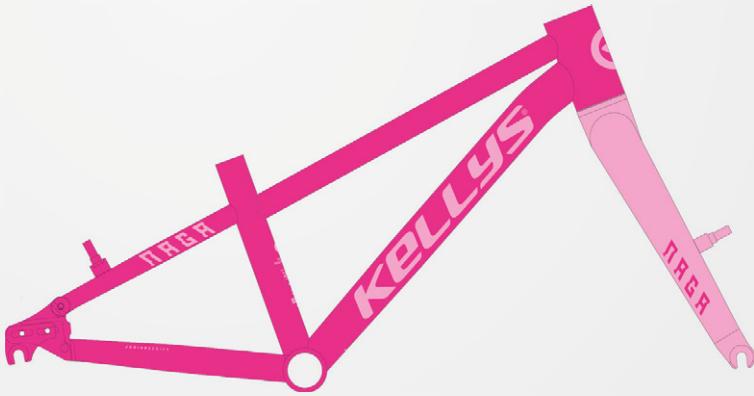
## NAGA AIR BELT OCEAN BLUE (16")



<b>FRAME</b>	KELLYS Superlight double butted Aluminium alloy Junior 16"
<b>FORK</b>	Aluminium alloy
<b>CRANKSET</b>	Belt Drive System crankset (102 mm)
<b>DRIVE TRAIN</b>	Belt Drive System
<b>SPEED</b>	1
<b>BRAKES</b>	TEKTRO V-brake
<b>HUBS</b>	alloy
<b>RIMS</b>	KLS 305x20 (20 holes)
<b>TYRES</b>	SCHWALBE Billy Bonkers Performance 50-305 (16"x2.0) ADDIX




## NAGA AIR BELT HOT PINK (16")



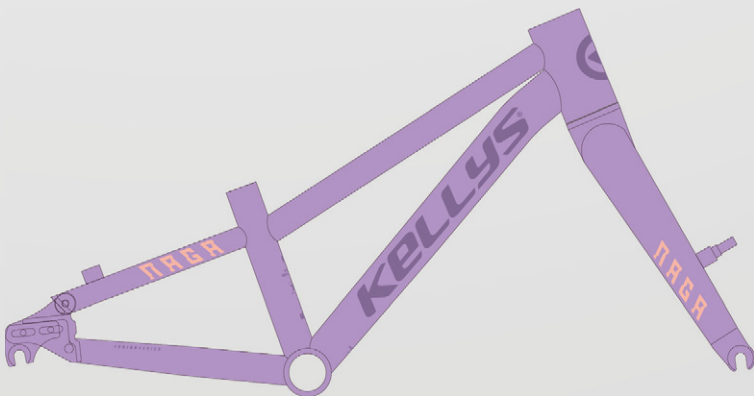
<b>FRAME</b>	KELLYS Superlight double butted Aluminium alloy Junior 16"
<b>FORK</b>	Aluminium alloy
<b>CRANKSET</b>	Belt Drive System crankset (102 mm)
<b>DRIVE TRAIN</b>	Belt Drive System
<b>SPEED</b>	1
<b>BRAKES</b>	TEKTRO V-brake
<b>HUBS</b>	alloy
<b>RIMS</b>	KLS 305x20 (20 holes)
<b>TYRES</b>	SCHWALBE Billy Bonkers Performance 50-305 (16"x2.0) ADDIX

## NAGA AIR BELT CHROME GREY (16")




<b>FRAME</b>	KELLYS Superlight double butted Aluminium alloy Junior 16"
<b>FORK</b>	Aluminium alloy
<b>CRANKSET</b>	Belt Drive System crankset (102 mm)
<b>DRIVE TRAIN</b>	Belt Drive System
<b>SPEED</b>	1
<b>BRAKES</b>	TEKTRO V-brake
<b>HUBS</b>	alloy
<b>RIMS</b>	KLS 305x20 (20 holes)
<b>TYRES</b>	SCHWALBE Billy Bonkers Performance 50-305 (16"x2.0) ADDIX

## NAGA AIR BELT PASTEL PURPLE (14")



<b>FRAME</b>	KELLYS Superlight double butted Aluminium alloy Junior 14"
<b>FORK</b>	Aluminium alloy
<b>CRANKSET</b>	Belt Drive System crankset (89 mm)
<b>DRIVE TRAIN</b>	Belt Drive System
<b>SPEED</b>	1
<b>BRAKES</b>	TEKTRO V-brake
<b>HUBS</b>	alloy
<b>RIMS</b>	KLS 254x20 (20 holes)
<b>TYRES</b>	SCHWALBE Little Joe Performance 37-254 (14"x1.4) ADDIX

## NAGA AIR BELT OCEAN BLUE (14")



<b>FRAME</b>	KELLYS Superlight double butted Aluminium alloy Junior 14"
<b>FORK</b>	Aluminium alloy
<b>CRANKSET</b>	Belt Drive System crankset (89 mm)
<b>DRIVE TRAIN</b>	Belt Drive System
<b>SPEED</b>	1
<b>BRAKES</b>	TEKTRO V-brake
<b>HUBS</b>	alloy
<b>RIMS</b>	KLS 254x20 (20 holes)
<b>TYRES</b>	SCHWALBE Little Joe Performance 37-254 (14"x1.4) ADDIX

## MARC 90 TEAL (24")



<b>FRAME</b>	KELLYS Alutec RRC Junior 24" - Race Ready Concept
<b>FORK</b>	SR SUNTOUR XCT-JR DS (24"), 50 mm, coil spring
<b>CRANKSET</b>	PROWHEEL (32T)
<b>R/DERAILLEUR</b>	SHIMANO Altus M310 (direct mount)
<b>SHIFTERS</b>	SHIMANO SL-M315-8R Rapidfire Plus
<b>SPEED</b>	1x8
<b>BRAKES</b>	SHIMANO MT200 Hydraulic Disc
<b>HUBS</b>	SHIMANO TX505 Disc Center Lock
<b>RIMS</b>	KLS Draft Disc 507x21 (32 holes)
<b>TYRES</b>	RUBENA Winner 50-507 (24"x1.95)
<b>SIZE</b>	315 mm

## MARC 90 (24")



<b>FRAME</b>	KELLYS Alutec RRC Junior 24" - Race Ready Concept
<b>FORK</b>	SR SUNTOUR XCT-JR DS (24"), 50 mm, coil spring
<b>CRANKSET</b>	PROWHEEL (32T)
<b>R/DERAILLEUR</b>	SHIMANO Altus M310 (direct mount)
<b>SHIFTERS</b>	SHIMANO SL-M315-8R Rapidfire Plus
<b>SPEED</b>	1x8
<b>BRAKES</b>	SHIMANO MT200 Hydraulic Disc
<b>HUBS</b>	SHIMANO TX505 Disc Center Lock
<b>RIMS</b>	KLS Draft Disc 507x21 (32 holes)
<b>TYRES</b>	RUBENA Winner 50-507 (24"x1.95)
<b>SIZE</b>	315 mm

**MARC 70 SILVER** (24")



<b>FRAME</b>	KELLYS Alutec RRC Junior 24" plus - Race Ready Concept
<b>FORK</b>	Aluminium alloy (cr-mo steerer, post mount disc brake)
<b>CRANKSET</b>	PROWHEEL (36T)
<b>R/DERAILLEUR</b>	SHIMANO TX800 (direct mount)
<b>SHIFTERS</b>	SHIMANO SL-M315-7 Rapidfire Plus
<b>SPEED</b>	1x7
<b>BRAKES</b>	TEKTRO Hydraulic Disc
<b>HUBS</b>	KT Disc
<b>RIMS</b>	KLS Brave Disc 507x23 (32 holes)
<b>TYRES</b>	INNOVA 58-507 (24"x2.35)
<b>SIZE</b>	315 mm

**MARC 70** (24")



<b>FRAME</b>	KELLYS Alutec RRC Junior 24" plus - Race Ready Concept
<b>FORK</b>	Aluminium alloy (cr-mo steerer, post mount disc brake)
<b>CRANKSET</b>	PROWHEEL (36T)
<b>R/DERAILLEUR</b>	SHIMANO TX800 (direct mount)
<b>SHIFTERS</b>	SHIMANO SL-M315-7 Rapidfire Plus
<b>SPEED</b>	1x7
<b>BRAKES</b>	TEKTRO Hydraulic Disc
<b>HUBS</b>	KT Disc
<b>RIMS</b>	KLS Brave Disc 507x23 (32 holes)
<b>TYRES</b>	INNOVA 58-507 (24"x2.35)
<b>SIZE</b>	315 mm

**MARC 50 YELLOW** (24")



<b>FRAME</b>	KELLYS Alutec RRC Junior 24" - Race Ready Concept
<b>FORK</b>	SR SUNTOUR XCT-JR DS (24"), 50 mm, coil spring
<b>CRANKSET</b>	PROWHEEL (32T)
<b>R/DERAILLEUR</b>	SHIMANO TX800 (direct mount)
<b>SHIFTERS</b>	SHIMANO SL-M315-7 Rapidfire Plus
<b>SPEED</b>	1x7
<b>BRAKES</b>	Mechanical Disc
<b>HUBS</b>	KT Disc
<b>RIMS</b>	KLS Draft Disc 507x21 (32 holes)
<b>TYRES</b>	RUBENA Winner 50-507 (24"x1.95)
<b>SIZE</b>	315 mm

## MARC 50 (24")



<b>FRAME</b>	KELLYS Alutec RRC Junior 24" - Race Ready Concept
<b>FORK</b>	SR SUNTOUR XCT-JR DS (24"), 50 mm, coil spring
<b>CRANKSET</b>	PROWHEEL (32T)
<b>R/DERAILLEUR</b>	SHIMANO TX800 (direct mount)
<b>SHIFTERS</b>	SHIMANO SL-M315-7 Rapidfire Plus
<b>SPEED</b>	1x7
<b>BRAKES</b>	Mechanical Disc
<b>HUBS</b>	KT Disc
<b>RIMS</b>	KLS Draft Disc 507x21 (32 holes)
<b>TYRES</b>	RUBENA Winner 50-507 (24"x1.95)

**SIZE** 315 mm

## KITER 90 (24")



<b>FRAME</b>	KELLYS Alutec RRC Junior 24" - Race Ready Concept
<b>FORK</b>	SR SUNTOUR XCT-JR DS (24"), 50 mm, coil spring
<b>CRANKSET</b>	PROWHEEL (32T)
<b>R/DERAILLEUR</b>	SHIMANO Cues U4000 (direct mount)
<b>SHIFTERS</b>	SHIMANO Cues SL-U4000-9 Rapidfire Plus
<b>SPEED</b>	1x9
<b>BRAKES</b>	TEKTRO V-brake
<b>HUBS</b>	KT Disc
<b>RIMS</b>	KLS 507x19 (32 holes)
<b>TYRES</b>	SCHWALBE CX Comp 47-507 (24"x1.75) K-Guard

**SIZE** 280 mm

## KITER 70 GREY (24")



<b>FRAME</b>	KELLYS Aluminium alloy Junior 24" ATB
<b>FORK</b>	SR SUNTOUR M3010 P (24"), 50 mm, coil spring
<b>CRANKSET</b>	PROWHEEL (32T)
<b>R/DERAILLEUR</b>	SHIMANO TY300 (direct mount)
<b>SHIFTERS</b>	SHIMANO SL-RV200-7R Revoshift
<b>SPEED</b>	1x7
<b>BRAKES</b>	TEKTRO V-brake
<b>HUBS</b>	SHIMANO Dynamo Nexus C3000 / alloy
<b>RIMS</b>	KLS 507x19 (32 holes)
<b>TYRES</b>	RUBENA Winner 50-507 (24"x1.95)
<b>LIGHTING</b>	BÜCHEL Urban Halogen / BÜCHEL Champs Elysees LED

**ACCESSORIES** alloy carrier, RPZ fenders, kickstand, bell

**SIZE** 279 mm

**KITER 70 BLUE (24")**


<b>FRAME</b>	KELLYS Aluminium alloy Junior 24" ATB
<b>FORK</b>	SR SUNTOUR M3010 P (24"), 50 mm, coil spring
<b>CRANKSET</b>	PROWHEEL (32T)
<b>R/DERAILLEUR</b>	SHIMANO TY300 (direct mount)
<b>SHIFTERS</b>	SHIMANO SL-RS35-7 Revoshift
<b>SPEED</b>	1x7
<b>BRAKES</b>	TEKTRO V-brake
<b>HUBS</b>	SHIMANO Dynamo Nexus C3000 / alloy
<b>RIMS</b>	KLS 507x19 (32 holes)
<b>TYRES</b>	RUBENA Winner 50-507 (24"x1.95)
<b>LIGHTING</b>	BÜCHEL Urban Halogen / BÜCHEL Champs Elysees LED Standlight
<b>ACCESSORIES</b>	alloy carrier, RPZ fenders, kickstand, bell
<b>SIZE</b>	279 mm

**KITER 50 YELLOW (24")**


<b>FRAME</b>	KELLYS Aluminium alloy Junior 24"
<b>FORK</b>	SR SUNTOUR M3010 P (24"), 50 mm, coil spring
<b>CRANKSET</b>	PROWHEEL (32T)
<b>R/DERAILLEUR</b>	SHIMANO TY800 (direct mount)
<b>SHIFTERS</b>	SHIMANO SL-RV400-8R Revoshift
<b>SPEED</b>	1x8
<b>BRAKES</b>	TEKTRO V-brake
<b>HUBS</b>	alloy
<b>RIMS</b>	KLS 507x19 (24 holes)
<b>TYRES</b>	RUBENA Winner 50-507 (24"x1.95)
<b>SIZE</b>	279 mm

**KITER 50 TEAL (24")**


<b>FRAME</b>	KELLYS Aluminium alloy Junior 24"
<b>FORK</b>	SR SUNTOUR M3010 P (24"), 50 mm, coil spring
<b>CRANKSET</b>	PROWHEEL (32T)
<b>R/DERAILLEUR</b>	SHIMANO TY800 (direct mount)
<b>SHIFTERS</b>	SHIMANO SL-RV400-8R Revoshift
<b>SPEED</b>	1x8
<b>BRAKES</b>	TEKTRO V-brake
<b>HUBS</b>	alloy
<b>RIMS</b>	KLS 507x19 (24 holes)
<b>TYRES</b>	RUBENA Winner 50-507 (24"x1.95)
<b>SIZE</b>	279 mm

## KITER 50 DARK PLUM (24")



<b>FRAME</b>	KELLYS Aluminium alloy Junior 24"
<b>FORK</b>	SR SUNTOUR M3010 P (24"), 50 mm, coil spring
<b>CRANKSET</b>	PROWHEEL (32T)
<b>R/DERAILLEUR</b>	SHIMANO TY800 (direct mount)
<b>SHIFTERS</b>	SHIMANO SL-RV400-8R Revoshift
<b>SPEED</b>	1x8
<b>BRAKES</b>	TEKTRO V-brake
<b>HUBS</b>	alloy
<b>RIMS</b>	KLS 507x19 (24 holes)
<b>TYRES</b>	RUBENA Winner 50-507 (24"x1.95)

**SIZE** 279 mm

## KITER 50 PURPLE (24")



<b>FRAME</b>	KELLYS Aluminium alloy Junior 24"
<b>FORK</b>	SR SUNTOUR M3010 P (24"), 50 mm, coil spring
<b>CRANKSET</b>	PROWHEEL (32T)
<b>R/DERAILLEUR</b>	SHIMANO TY800 (direct mount)
<b>SHIFTERS</b>	SHIMANO SL-RV400-8R Revoshift
<b>SPEED</b>	1x8
<b>BRAKES</b>	TEKTRO V-brake
<b>HUBS</b>	alloy
<b>RIMS</b>	KLS 507x19 (24 holes)
<b>TYRES</b>	RUBENA Winner 50-507 (24"x1.95)

**SIZE** 279 mm

## KITER 50 NEON YELLOW (24")



<b>FRAME</b>	KELLYS Aluminium alloy Junior 24"
<b>FORK</b>	SR SUNTOUR M3010 P (24"), 50 mm, coil spring
<b>CRANKSET</b>	PROWHEEL (32T)
<b>R/DERAILLEUR</b>	SHIMANO TY800 (direct mount)
<b>SHIFTERS</b>	SHIMANO SL-RS45-8 Revoshift
<b>SPEED</b>	1x8
<b>BRAKES</b>	TEKTRO V-brake
<b>HUBS</b>	alloy / SHIMANO TX500
<b>RIMS</b>	KLS 507x19 (24 holes)
<b>TYRES</b>	RUBENA Winner 50-507 (24"x1.95)

**SIZE** 279 mm

**KITER 50 TITANIUM BLUE (24")**


<b>FRAME</b>	KELLYS Aluminium alloy Junior 24"
<b>FORK</b>	SR SUNTOUR M3010 P (24"), 50 mm, coil spring
<b>CRANKSET</b>	PROWHEEL (32T)
<b>R/DERAILLEUR</b>	SHIMANO TY800 (direct mount)
<b>SHIFTERS</b>	SHIMANO SL-RS45-8 Revoshift
<b>SPEED</b>	1x8
<b>BRAKES</b>	TEKTRO V-brake
<b>HUBS</b>	alloy / SHIMANO TX500
<b>RIMS</b>	KLS 507x19 (24 holes)
<b>TYRES</b>	RUBENA Winner 50-507 (24"x1.95)
<b>SIZE</b>	279 mm

**KITER 50 TURQUOISE (24")**


<b>FRAME</b>	KELLYS Aluminium alloy Junior 24"
<b>FORK</b>	SR SUNTOUR M3010 P (24"), 50 mm, coil spring
<b>CRANKSET</b>	PROWHEEL (32T)
<b>R/DERAILLEUR</b>	SHIMANO TY800 (direct mount)
<b>SHIFTERS</b>	SHIMANO SL-RS45-8 Revoshift
<b>SPEED</b>	1x8
<b>BRAKES</b>	TEKTRO V-brake
<b>HUBS</b>	alloy / SHIMANO TX500
<b>RIMS</b>	KLS 507x19 (24 holes)
<b>TYRES</b>	RUBENA Winner 50-507 (24"x1.95)
<b>SIZE</b>	279 mm

**KITER 50 WHITE (24")**


<b>FRAME</b>	KELLYS Aluminium alloy Junior 24"
<b>FORK</b>	SR SUNTOUR M3010 P (24"), 50 mm, coil spring
<b>CRANKSET</b>	PROWHEEL (32T)
<b>R/DERAILLEUR</b>	SHIMANO TY800 (direct mount)
<b>SHIFTERS</b>	SHIMANO SL-RS45-8 Revoshift
<b>SPEED</b>	1x8
<b>BRAKES</b>	TEKTRO V-brake
<b>HUBS</b>	alloy / SHIMANO TX500
<b>RIMS</b>	KLS 507x19 (24 holes)
<b>TYRES</b>	RUBENA Winner 50-507 (24"x1.95)
<b>SIZE</b>	279 mm

## KITER 30 BLUE (24")



<b>FRAME</b>	KELLYS Aluminium alloy Junior 24"
<b>FORK</b>	Hi-ten steel unicrown
<b>CRANKSET</b>	PROWHEEL (32T)
<b>R/DERAILLEUR</b>	SHIMANO TY300 (direct mount)
<b>SHIFTERS</b>	SHIMANO SL-RV200-7R Revoshift
<b>SPEED</b>	1x7
<b>BRAKES</b>	TEKTRO V-brake
<b>HUBS</b>	alloy
<b>RIMS</b>	KLS 507x19 (24 holes)
<b>TYRES</b>	RUBENA Winner 50-507 (24"x1.95)

**SIZE** 279 mm

## KITER 30 SILVER (24")



<b>FRAME</b>	KELLYS Aluminium alloy Junior 24"
<b>FORK</b>	Hi-ten steel unicrown
<b>CRANKSET</b>	PROWHEEL (32T)
<b>R/DERAILLEUR</b>	SHIMANO TY300 (direct mount)
<b>SHIFTERS</b>	SHIMANO SL-RV200-7R Revoshift
<b>SPEED</b>	1x7
<b>BRAKES</b>	TEKTRO V-brake
<b>HUBS</b>	alloy
<b>RIMS</b>	KLS 507x19 (24 holes)
<b>TYRES</b>	RUBENA Winner 50-507 (24"x1.95)

**SIZE** 279 mm

## KITER 30 PINK (24")



<b>FRAME</b>	KELLYS Aluminium alloy Junior 24"
<b>FORK</b>	Hi-ten steel unicrown
<b>CRANKSET</b>	PROWHEEL (32T)
<b>R/DERAILLEUR</b>	SHIMANO TY300 (direct mount)
<b>SHIFTERS</b>	SHIMANO SL-RV200-7R Revoshift
<b>SPEED</b>	1x7
<b>BRAKES</b>	TEKTRO V-brake
<b>HUBS</b>	alloy
<b>RIMS</b>	KLS 507x19 (24 holes)
<b>TYRES</b>	RUBENA Winner 50-507 (24"x1.95)

**SIZE** 279 mm



### KITER 30 WHITE (24")



<b>FRAME</b>	KELLYS Aluminium alloy Junior 24"
<b>FORK</b>	Hi-ten steel unicrown
<b>CRANKSET</b>	PROWHEEL (32T)
<b>R/DERAILLEUR</b>	SHIMANO TY300 (direct mount)
<b>SHIFTERS</b>	SHIMANO SL-RV200-7R Revoshift
<b>SPEED</b>	1x7
<b>BRAKES</b>	TEKTRO V-brake
<b>HUBS</b>	alloy
<b>RIMS</b>	KLS 507x19 (24 holes)
<b>TYRES</b>	RUBENA Winner 50-507 (24"x1.95)
<b>SIZE</b>	279 mm

### KITER 30 TURQUOISE (24")



<b>FRAME</b>	KELLYS Aluminium alloy Junior 24"
<b>FORK</b>	Hi-ten steel unicrown
<b>CRANKSET</b>	PROWHEEL (32T)
<b>R/DERAILLEUR</b>	SHIMANO TY300 (direct mount)
<b>SHIFTERS</b>	SHIMANO SL-RS35-7 Revoshift
<b>SPEED</b>	1x7
<b>BRAKES</b>	TEKTRO V-brake
<b>HUBS</b>	alloy
<b>RIMS</b>	KLS 507x19 (32 holes)
<b>TYRES</b>	RUBENA Winner 50-507 (24"x1.95)
<b>SIZE</b>	279 mm

### KITER 30 NEON ORANGE (24")



<b>FRAME</b>	KELLYS Aluminium alloy Junior 24"
<b>FORK</b>	Hi-ten steel unicrown
<b>CRANKSET</b>	PROWHEEL (32T)
<b>R/DERAILLEUR</b>	SHIMANO TY300 (direct mount)
<b>SHIFTERS</b>	SHIMANO SL-RS35-7 Revoshift
<b>SPEED</b>	1x7
<b>BRAKES</b>	TEKTRO V-brake
<b>HUBS</b>	alloy
<b>RIMS</b>	KLS 507x19 (32 holes)
<b>TYRES</b>	RUBENA Winner 50-507 (24"x1.95)
<b>SIZE</b>	279 mm

## KITER 30 WHITE (24")



<b>FRAME</b>	KELLYS Aluminium alloy Junior 24"
<b>FORK</b>	Hi-ten steel unicrown
<b>CRANKSET</b>	PROWHEEL (32T)
<b>R/DERAILLEUR</b>	SHIMANO TY300 (direct mount)
<b>SHIFTERS</b>	SHIMANO SL-RS35-7 Revoshift
<b>SPEED</b>	1x7
<b>BRAKES</b>	TEKTRO V-brake
<b>HUBS</b>	alloy
<b>RIMS</b>	KLS 507x19 (32 holes)
<b>TYRES</b>	RUBENA Winner 50-507 (24"x1.95)

**SIZE** 279 mm

## KITER 30 PURPLE (24")



<b>FRAME</b>	KELLYS Aluminium alloy Junior 24"
<b>FORK</b>	Hi-ten steel unicrown
<b>CRANKSET</b>	PROWHEEL (32T)
<b>R/DERAILLEUR</b>	SHIMANO TY300 (direct mount)
<b>SHIFTERS</b>	SHIMANO SL-RS35-7 Revoshift
<b>SPEED</b>	1x7
<b>BRAKES</b>	TEKTRO V-brake
<b>HUBS</b>	alloy
<b>RIMS</b>	KLS 507x19 (32 holes)
<b>TYRES</b>	RUBENA Winner 50-507 (24"x1.95)

**SIZE** 279 mm

## LUMI 50 WHITE (20")



<b>FRAME</b>	KELLYS Aluminium alloy Junior 20"
<b>FORK</b>	SR SUNTOUR M3010 P (20"), 40 mm, coil spring
<b>CRANKSET</b>	PROWHEEL (32T)
<b>R/DERAILLEUR</b>	SHIMANO TY300 (direct mount)
<b>SHIFTERS</b>	SHIMANO SL-RV200-7R Revoshift
<b>SPEED</b>	1x7
<b>BRAKES</b>	TEKTRO V-brake
<b>HUBS</b>	alloy
<b>RIMS</b>	KLS 406x19 (20 holes)
<b>TYRES</b>	RUBENA Winner 50-406 (20"x1.90)

**SIZE** 254 mm



**LUMI 50 BLUE** (20")



<b>FRAME</b>	KELLYS Aluminium alloy Junior 20"
<b>FORK</b>	SR SUNTOUR M3010 P (20"), 40 mm, coil spring
<b>CRANKSET</b>	PROWHEEL (32T)
<b>R/DERAILLEUR</b>	SHIMANO TY300 (direct mount)
<b>SHIFTERS</b>	SHIMANO SL-RV200-7R Revoshift
<b>SPEED</b>	1x7
<b>BRAKES</b>	TEKTRO V-brake
<b>HUBS</b>	alloy
<b>RIMS</b>	KLS 406x19 (20 holes)
<b>TYRES</b>	RUBENA Winner 50-406 (20"x1.90)
<b>SIZE</b>	254 mm

**LUMI 30 TEAL** (20")



<b>FRAME</b>	KELLYS Aluminium alloy Junior 20"
<b>FORK</b>	SR SUNTOUR M3010 P (20"), 40 mm, coil spring
<b>CRANKSET</b>	PROWHEEL (32T)
<b>R/DERAILLEUR</b>	SHIMANO TY300 (direct mount)
<b>SHIFTERS</b>	SHIMANO SL-RV200-7R Revoshift
<b>SPEED</b>	1x7
<b>BRAKES</b>	TEKTRO V-brake
<b>HUBS</b>	alloy
<b>RIMS</b>	KLS 406x19 (20 holes)
<b>TYRES</b>	RUBENA Winner 50-406 (20"x1.90)
<b>SIZE</b>	254 mm

**LUMI 30 YELLOW** (20")



<b>FRAME</b>	KELLYS Aluminium alloy Junior 20"
<b>FORK</b>	SR SUNTOUR M3010 P (20"), 40 mm, coil spring
<b>CRANKSET</b>	PROWHEEL (32T)
<b>R/DERAILLEUR</b>	SHIMANO TY300 (direct mount)
<b>SHIFTERS</b>	SHIMANO SL-RV200-7R Revoshift
<b>SPEED</b>	1x7
<b>BRAKES</b>	TEKTRO V-brake
<b>HUBS</b>	alloy
<b>RIMS</b>	KLS 406x19 (20 holes)
<b>TYRES</b>	RUBENA Winner 50-406 (20"x1.90)
<b>SIZE</b>	254 mm

## LUMI 30 ROSE GOLD (20")



<b>FRAME</b>	KELLYS Aluminium alloy Junior 20"
<b>FORK</b>	SR SUNTOUR M3010 P (20"), 40 mm, coil spring
<b>CRANKSET</b>	PROWHEEL (32T)
<b>R/DERAILLEUR</b>	SHIMANO TY300 (direct mount)
<b>SHIFTERS</b>	SHIMANO SL-RV200-7R Revoshift
<b>SPEED</b>	1x7
<b>BRAKES</b>	TEKTRO V-brake
<b>HUBS</b>	alloy
<b>RIMS</b>	KLS 406x19 (20 holes)
<b>TYRES</b>	RUBENA Winner 50-406 (20"x1.90)

**SIZE** 254 mm

## LUMI 30 AQUA (20")



<b>FRAME</b>	KELLYS Aluminium alloy Junior 20"
<b>FORK</b>	Hi-ten steel unicrown
<b>CRANKSET</b>	PROWHEEL (32T)
<b>R/DERAILLEUR</b>	SHIMANO TY21 (direct mount)
<b>SHIFTERS</b>	SHIMANO SL-RS35-6 Revoshift
<b>SPEED</b>	1x6
<b>BRAKES</b>	TEKTRO V-brake
<b>HUBS</b>	alloy
<b>RIMS</b>	KLS 406x21
<b>TYRES</b>	RUBENA Winner 50-406 (20"x1.90)

**SIZE** 254 mm

## WASPER NEO TEAL (16")



<b>FRAME</b>	KELLYS Aluminium alloy Junior 16"
<b>FORK</b>	Hi-ten steel unicrown
<b>CRANKSET</b>	steel chainwheel (32T)
<b>SPEED</b>	1
<b>BRAKES</b>	V-brake front / coaster brake
<b>HUBS</b>	steel / coaster brake hub
<b>RIMS</b>	alloy 305x20
<b>TYRES</b>	nylon 47-305 (16"x1.75)
<b>ACCESSORIES</b>	training wheels, chainguard, bell, handlebar / stem pads

**SIZE** 245 mm

## WASPER NEO SILVER (16")



<b>FRAME</b>	KELLYS Aluminium alloy Junior 16"
<b>FORK</b>	Hi-ten steel unicrown
<b>CRANKSET</b>	steel chainwheel (32T)
<b>SPEED</b>	1
<b>BRAKES</b>	V-brake front / coaster brake
<b>HUBS</b>	steel / coaster brake hub
<b>RIMS</b>	alloy 305x20
<b>TYRES</b>	nylon 47-305 (16"x1.75)
<b>ACCESSORIES</b>	training wheels, chainguard, bell, handlebar / stem pads

**SIZE** 245 mm

## WASPER NEO ORANGE (16")



<b>FRAME</b>	KELLYS Aluminium alloy Junior 16"
<b>FORK</b>	Hi-ten steel unicrown
<b>CRANKSET</b>	steel chainwheel (32T)
<b>SPEED</b>	1
<b>BRAKES</b>	V-brake front / coaster brake
<b>HUBS</b>	steel / coaster brake hub
<b>RIMS</b>	alloy 305x20
<b>TYRES</b>	nylon 47-305 (16"x1.75)
<b>ACCESSORIES</b>	training wheels, chainguard, bell, handlebar / stem pads

**SIZE** 245 mm

## WASPER YELLOW (16")



<b>FRAME</b>	KELLYS Aluminium alloy Junior 16"
<b>FORK</b>	Hi-ten steel unicrown
<b>CRANKSET</b>	steel chainwheel (32T)
<b>SPEED</b>	1
<b>BRAKES</b>	V-brake front / coaster brake
<b>HUBS</b>	steel / coaster brake hub
<b>RIMS</b>	alloy 305x20
<b>TYRES</b>	nylon 47-305 (16"x1.75)
<b>ACCESSORIES</b>	training wheels, plastic fenders, chainguard, bell handlebar / stem pads

**SIZE** 245 mm

## WASPER TEAL (16")



<b>FRAME</b>	KELLYS Aluminium alloy Junior 16"
<b>FORK</b>	Hi-ten steel unicrown
<b>CRANKSET</b>	steel chainwheel (32T)
<b>SPEED</b>	1
<b>BRAKES</b>	V-brake front / coaster brake
<b>HUBS</b>	steel / coaster brake hub
<b>RIMS</b>	alloy 305x20
<b>TYRES</b>	nylon 47-305 (16"x1.75)
<b>ACCESSORIES</b>	training wheels, plastic fenders, chainguard, bell handlebar / stem pads

**SIZE** 245 mm

## WASPER BLUE (16")



<b>FRAME</b>	KELLYS Aluminium alloy Junior 16"
<b>FORK</b>	Hi-ten steel unicrown
<b>CRANKSET</b>	steel chainwheel (32T)
<b>SPEED</b>	1
<b>BRAKES</b>	V-brake front / coaster brake
<b>HUBS</b>	steel / coaster brake hub
<b>RIMS</b>	alloy 305x20
<b>TYRES</b>	nylon 47-305 (16"x1.75)
<b>ACCESSORIES</b>	training wheels, plastic fenders, chainguard, bell handlebar / stem pads

**SIZE** 245 mm



### EMMA PINK (16")



**FRAME** KELLYS Aluminium alloy Junior 16"  
**FORK** Hi-ten steel unicrown  
**CRANKSET** steel chainwheel (32T)  
**SPEED** 1  
**BRAKES** V-brake front / coaster brake  
**HUBS** steel / coaster brake hub  
**RIMS** alloy 305x20  
**TYRES** nylon 47-305 (16"x1.75)  
**ACCESSORIES** training wheels, plastic fenders, chainguard, bell handlebar / stem pads

**SIZE** 245 mm

### EMMA MENTHOL (16")



**FRAME** KELLYS Aluminium alloy Junior 16"  
**FORK** Hi-ten steel unicrown  
**CRANKSET** steel chainwheel (32T)  
**SPEED** 1  
**BRAKES** V-brake front / coaster brake  
**HUBS** steel / coaster brake hub  
**RIMS** alloy 305x20  
**TYRES** nylon 47-305 (16"x1.75)  
**ACCESSORIES** training wheels, plastic fenders, chainguard, bell handlebar / stem pads

**SIZE** 245 mm

## KIRU RACE FOREST



- ultra-lightweight Magnesium frame and fork
- Innovative geometry with low centre of gravity
- adjustable saddle (lowest position 320mm from the ground)
- 12" wheels with aluminium rims
- pneumatic tyres for ultimate comfort and control
- easy to operate rear v-brake
- certified according to EN 71 standard
- KIRU RACE weight: 3.9 kg

## KIRU RACE LIME



- ultra-lightweight Magnesium frame and fork
- Innovative geometry with low centre of gravity
- adjustable saddle (lowest position 320mm from the ground)
- 12" wheels with aluminium rims
- pneumatic tyres for ultimate comfort and control
- easy to operate rear v-brake
- certified according to EN 71 standard
- KIRU RACE weight: 3.9 kg

## KIRU RACE PURPLE



- ultra-lightweight Magnesium frame and fork
- Innovative geometry with low centre of gravity
- adjustable saddle (lowest position 320mm from the ground)
- 12" wheels with aluminium rims
- pneumatic tyres for ultimate comfort and control
- easy to operate rear v-brake
- certified according to EN 71 standard
- KIRU RACE weight: 3.9 kg

## KIRU RACE RAW SILVER



- ultra-lightweight Magnesium frame and fork
- Innovative geometry with low centre of gravity
- adjustable saddle (lowest position 320mm from the ground)
- 12" wheels with aluminium rims
- pneumatic tyres for ultimate comfort and control
- easy to operate rear v-brake
- certified according to EN 71 standard
- KIRU RACE weight: 3.9 kg

## KIRU FOREST



- ultra-lightweight Magnesium frame and fork
- Innovative geometry with low centre of gravity
- adjustable saddle (lowest position 320mm from the ground)
- 12" wheels with aluminium rims
- pneumatic tyres for ultimate comfort and control
- certified according to EN 71 standard
- KIRU weight: 3.7 kg

## KIRU LIME



- ultra-lightweight Magnesium frame and fork
- Innovative geometry with low centre of gravity
- adjustable saddle (lowest position 320mm from the ground)
- 12" wheels with aluminium rims
- pneumatic tyres for ultimate comfort and control
- certified according to EN 71 standard
- KIRU weight: 3.7 kg

## KIRU PURPLE



- ultra-lightweight Magnesium frame and fork
- Innovative geometry with low centre of gravity
- adjustable saddle (lowest position 320mm from the ground)
- 12" wheels with aluminium rims
- pneumatic tyres for ultimate comfort and control
- certified according to EN 71 standard
- KIRU weight: 3.7 kg

## KIRU RAW SILVER



- ultra-lightweight Magnesium frame and fork
- Innovative geometry with low centre of gravity
- adjustable saddle (lowest position 320mm from the ground)
- 12" wheels with aluminium rims
- pneumatic tyres for ultimate comfort and control
- certified according to EN 71 standard
- KIRU weight: 3.7 kg



## KITE 12 RACE RED



- lightweight Aluminium frame
- Hi-ten steel fork
- adjustable handlebar and saddle (lowest saddle position 350mm from the ground)
- 12" wheels with aluminium rims
- pneumatic tyres for ultimate comfort and control
- easy to operate v-brake
- certified according to EN 71 standard
- KITE 12 RACE weight: 4.1 kg

## KITE 12 RACE PINK



- lightweight Aluminium frame
- Hi-ten steel fork
- adjustable handlebar and saddle (lowest saddle position 350mm from the ground)
- 12" wheels with aluminium rims
- pneumatic tyres for ultimate comfort and control
- easy to operate v-brake
- certified according to EN 71 standard
- KITE 12 RACE weight: 4.1 kg

## KITE 12 RACE BLUE



- lightweight Aluminium frame
- Hi-ten steel fork
- adjustable handlebar and saddle (lowest saddle position 350mm from the ground)
- 12" wheels with aluminium rims
- pneumatic tyres for ultimate comfort and control
- easy to operate v-brake
- certified according to EN 71 standard
- KITE 12 RACE weight: 4.1 kg

## KITE 12 RACE PINK PURPLE



- lightweight Aluminium frame
- Hi-ten steel fork
- adjustable handlebar and saddle (lowest saddle position 350mm from the ground)
- 12" wheels with aluminium rims
- pneumatic tyres for ultimate comfort and control
- easy to operate v-brake
- certified according to EN 71 standard
- KITE 12 RACE weight: 4.1 kg

## KITE 12 RACE NEON GREEN



- lightweight Aluminium frame
- Hi-ten steel fork
- adjustable handlebar and saddle (lowest saddle position 350mm from the ground)
- 12" wheels with aluminium rims
- pneumatic tyres for ultimate comfort and control
- easy to operate v-brake
- certified according to EN 71 standard
- KITE 12 RACE weight: 4.1 kg

## KITE 12 RACE YELLOW



- lightweight Aluminium frame
- Hi-ten steel fork
- adjustable handlebar and saddle (lowest saddle position 350mm from the ground)
- 12" wheels with aluminium rims
- pneumatic tyres for ultimate comfort and control
- easy to operate v-brake
- certified according to EN 71 standard
- KITE 12 RACE weight: 4.1 kg



## KITE 12 RED



- lightweight Aluminium frame
- Hi-ten steel fork
- adjustable handlebar and saddle (lowest saddle position 350mm from the ground)
- 12" wheels with aluminium rims
- pneumatic tyres for ultimate comfort and control
- certified according to EN 71 standard
- KITE 12 weight: 3.9 kg

## KITE 12 PINK



- lightweight Aluminium frame
- Hi-ten steel fork
- adjustable handlebar and saddle (lowest saddle position 350mm from the ground)
- 12" wheels with aluminium rims
- pneumatic tyres for ultimate comfort and control
- certified according to EN 71 standard
- KITE 12 weight: 3.9 kg

## KITE 12 BLUE



- lightweight Aluminium frame
- Hi-ten steel fork
- adjustable handlebar and saddle (lowest saddle position 350mm from the ground)
- 12" wheels with aluminium rims
- pneumatic tyres for ultimate comfort and control
- certified according to EN 71 standard
- KITE 12 weight: 3.9 kg

## KITE 12 PINK PURPLE



- lightweight Aluminium frame
- Hi-ten steel fork
- adjustable handlebar and saddle (lowest saddle position 350mm from the ground)
- 12" wheels with aluminium rims
- pneumatic tyres for ultimate comfort and control
- certified according to EN 71 standard
- KITE 12 weight: 3.9 kg

## KITE 12 NEON GREEN



- lightweight Aluminium frame
- Hi-ten steel fork
- adjustable handlebar and saddle (lowest saddle position 350mm from the ground)
- 12" wheels with aluminium rims
- pneumatic tyres for ultimate comfort and control
- certified according to EN 71 standard
- KITE 12 weight: 3.9 kg

## KITE 12 YELLOW



- lightweight Aluminium frame
- Hi-ten steel fork
- adjustable handlebar and saddle (lowest saddle position 350mm from the ground)
- 12" wheels with aluminium rims
- pneumatic tyres for ultimate comfort and control
- certified according to EN 71 standard
- KITE 12 weight: 3.9 kg



# NOTES

# \_ JOIN US



**INSTAGRAM.COM**/KELLYSBIKES



**FACEBOOK.COM**/KELLYSBICYCLES



**YOUTUBE.COM**/USER/KELLYSBICYCLES



**KELLYSBIKE.COM**



**EVERY EBIKE  
HAS A MISSION**

**KELLYSBIKE.COM**

©KELLYS BICYCLES. All right reserved. KELLYS and KELLYS BICYCLES are protected trademarks of KELLYS Group.

27-6-2024

